

HONDA

CRF1100L AFRICA TWIN '20- / ADVENTURE SPORTS '20-

M O U N T I N G I N S T R U C T I O N S

REF 3822

SIDE COVERS



1 Person



20 min



EASY



Nº 8



ALLEN

Nº 3

Nº 4

Nº 5

ID	PIEZA/PART	DESCRIPCIÓN	DESCRIPTION	QTY	REF
1		Tapa lateral derecha	Right side cover	1	3822JM3
2		Tapa lateral izquierda	Left side cover	1	3822JM3
3		Soporte derecho (R)	Right support (R)	1	SOPOR2P6-R-3822
4		Soporte izquierdo (L)	Left support (L)	1	SOPOR2P6-L-3822
5		Silentblock M5	M5 silentblock	4	SILENBTM5-046/1
6		Tornillo Allen M6x16 Ø14 ISO 7380	M6x16 Ø14 ISO 7380 Allen screw	1	TORNI-I7380-403
7		Tornillo Allen M5x16 Ø11 ISO 7380	M5x16 Ø11 ISO 7380 Allen screw	5	TORNI-I7380-493
8		Arandela de Nylon M5	M5 nylon washer	4	ARNV0000000245
9		Tapón tornillo M5 ISO 7380	M5 ISO 7380 screw cap	4	TAPON-----85
10		Separador de silicona Ø12,5 x4 (Se suministra montado con las piezas 3-4)	Silicon separator Ø12,5 x4 (Supplied already mounted on item 3-4)	2	TOPE-PA12,7X3,5

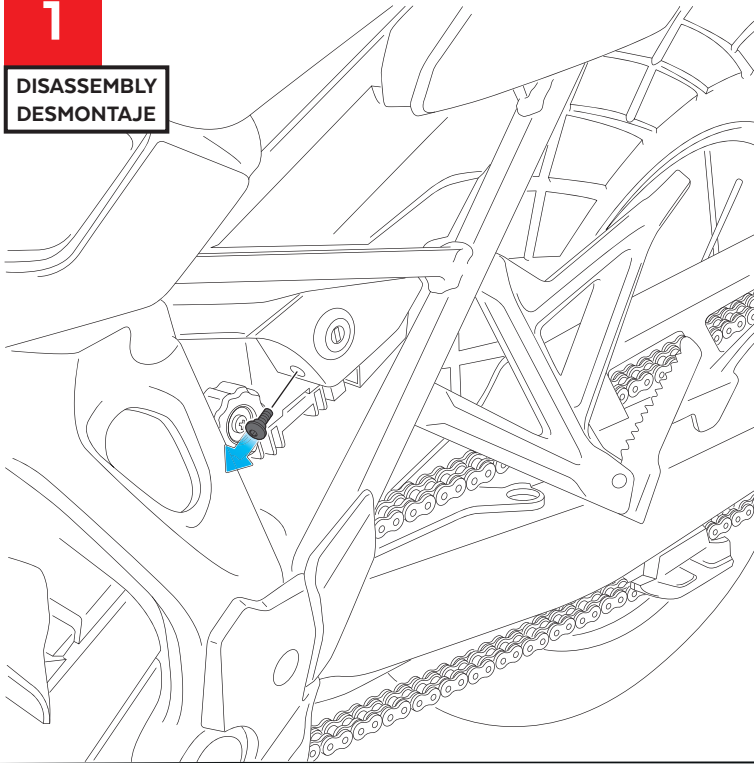
HONDA

CRF1100L AFRICA TWIN '20- / ADVENTURE SPORTS '20-

INSTRUCCIONES DE MONTAJE - MOUNTING INSTRUCTIONS - MONTAGEANLEITUNG

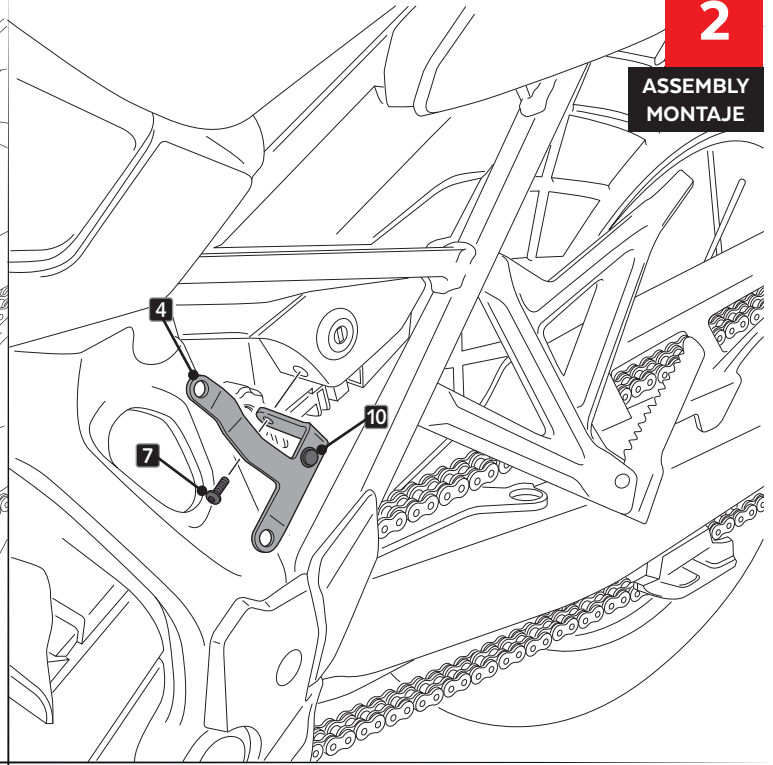
1

DISASSEMBLY
DESMONTAJE



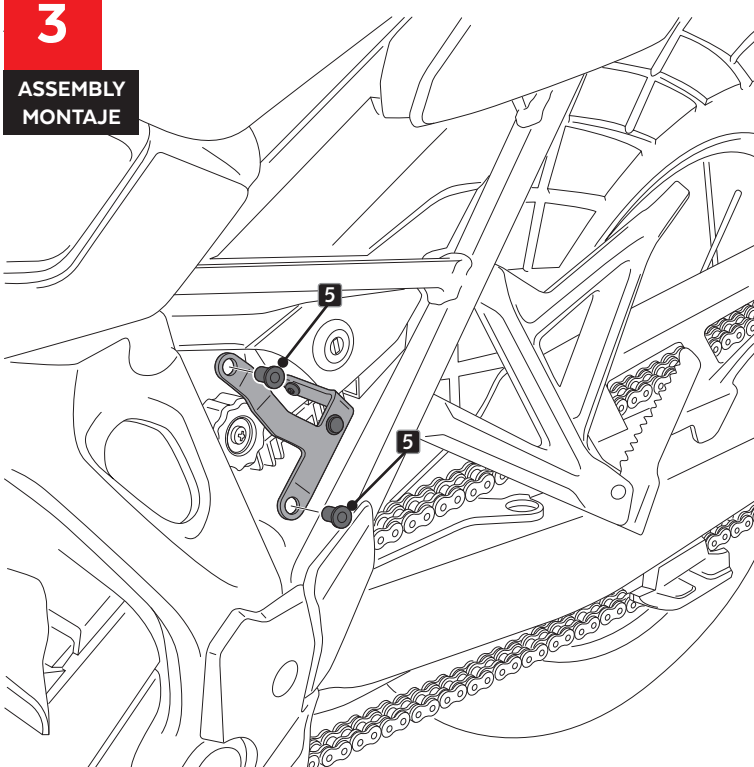
2

ASSEMBLY
MONTAJE



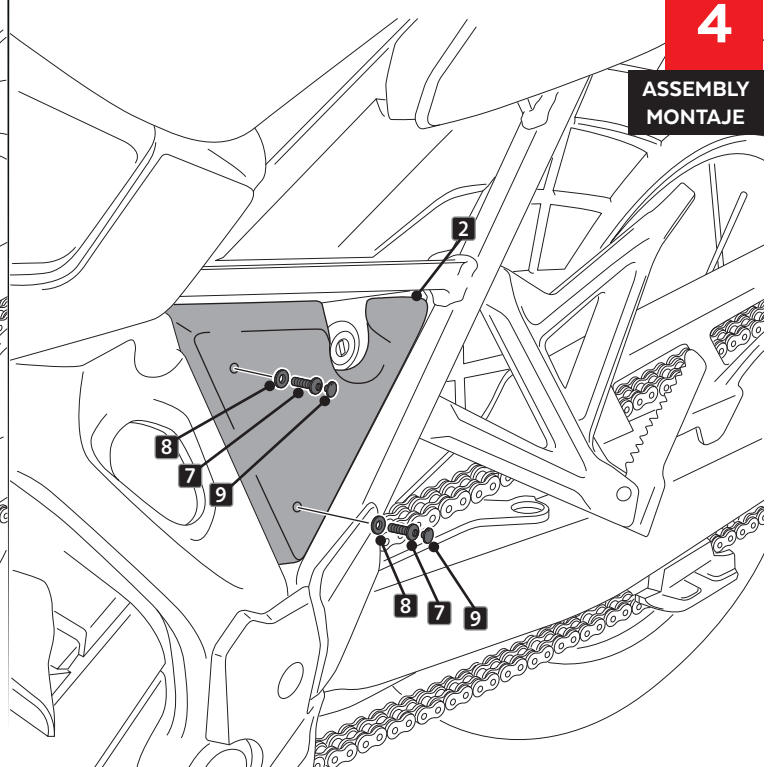
3

ASSEMBLY
MONTAJE



4

ASSEMBLY
MONTAJE



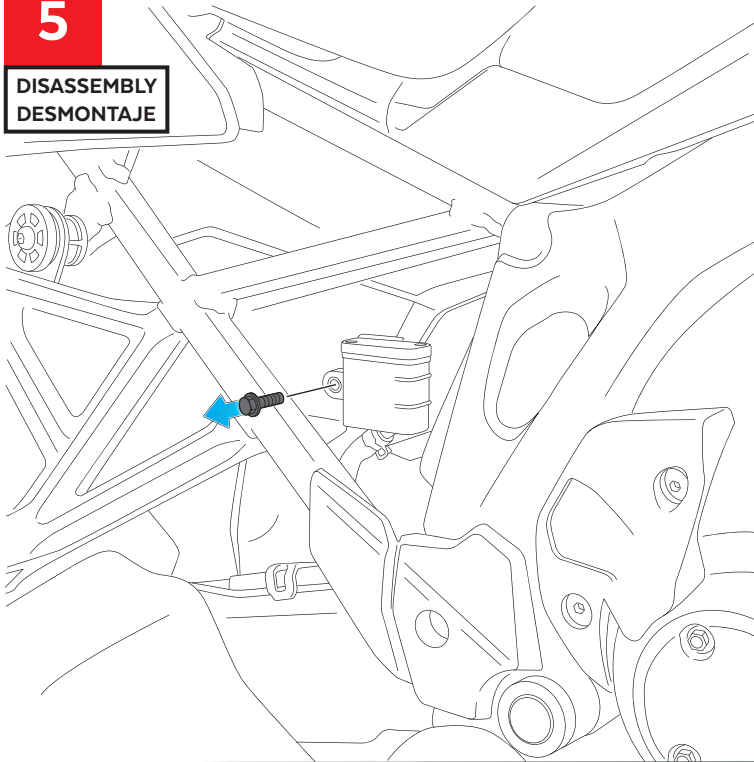
HONDA

CRF1100L AFRICA TWIN '20- / ADVENTURE SPORTS '20-

INSTRUCCIONES DE MONTAJE - MOUNTING INSTRUCTIONS - MONTAGEANLEITUNG

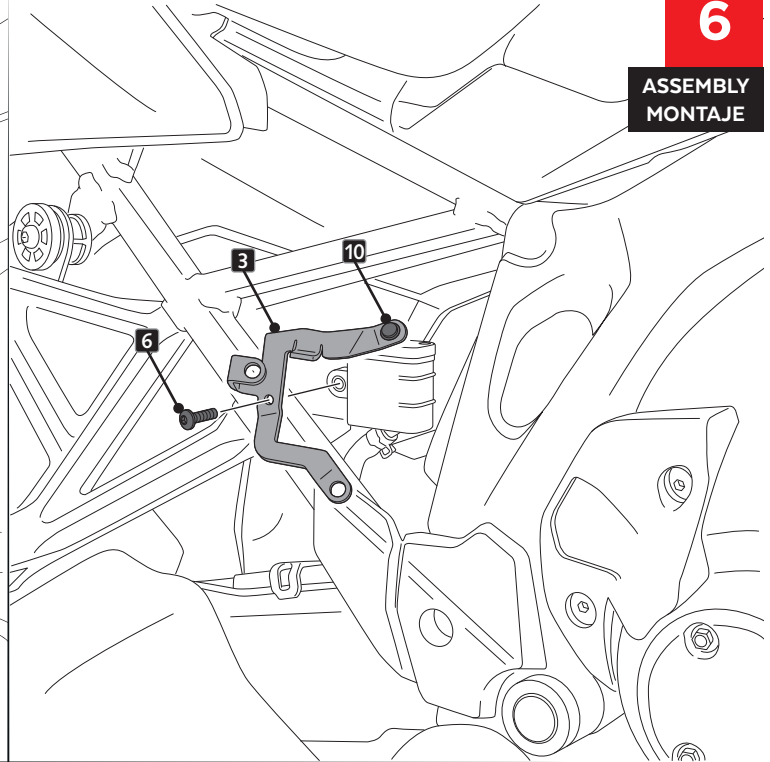
5

DISASSEMBLY
DESMONTAJE



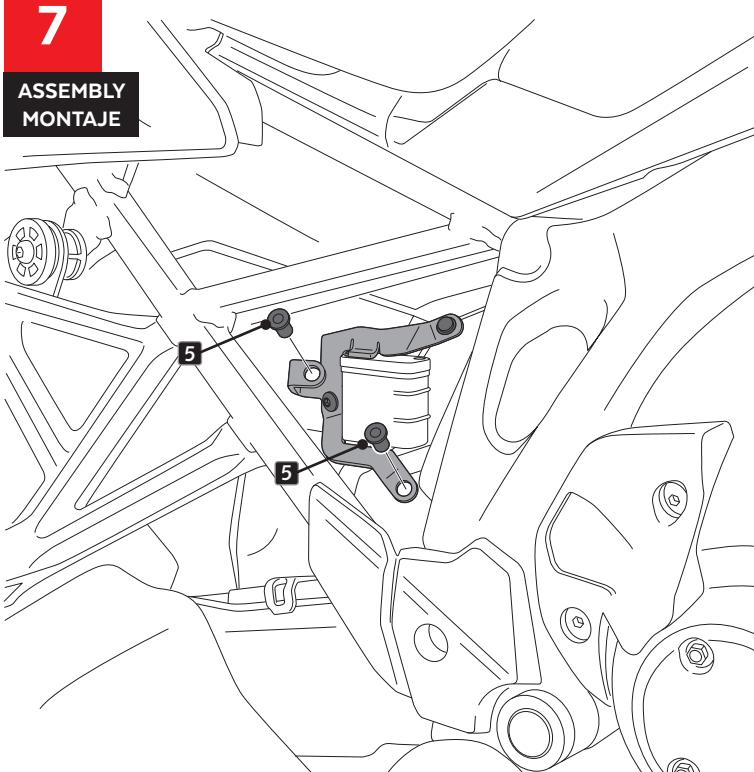
6

ASSEMBLY
MONTAJE



7

ASSEMBLY
MONTAJE



8

ASSEMBLY
MONTAJE

