

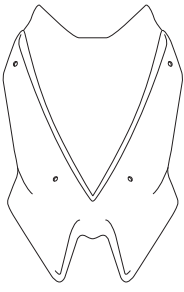
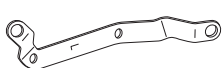
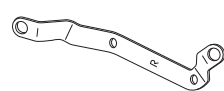







# KAWASAKI Z900 '20-

## M O U N T I N G I N S T R U C T I O N S

REF 3840

WINDSHIELD NAKED NEW GENERATION SPORT



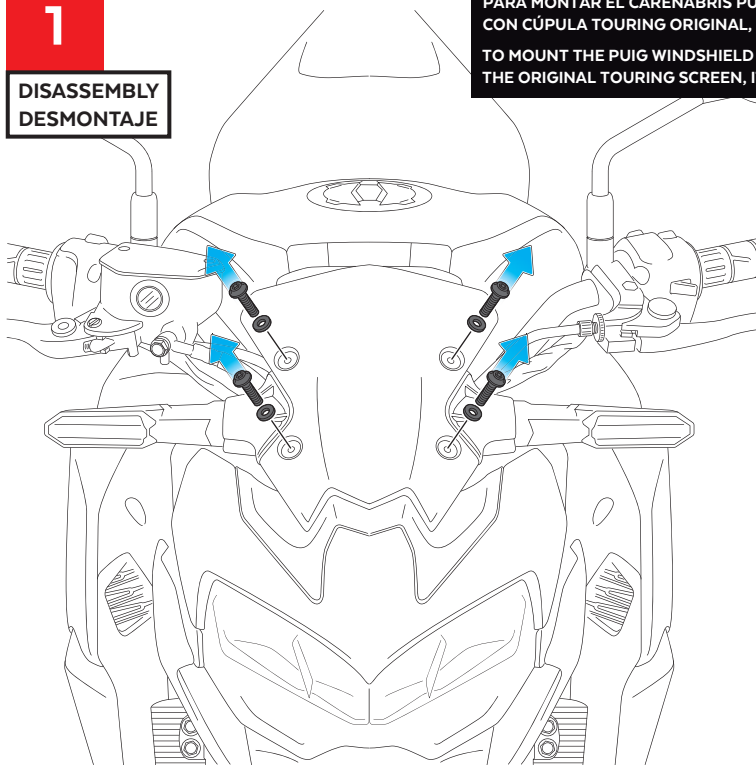
ID	PIEZA/PART	DESCRIPCIÓN	DESCRIPTION	QTY	REF
1		Cúpula SPORT	SPORT screen	1	3840W /H/F/N/R/V/CM3
2		Soporte izquierdo (L)	Left support (L)	1	SOPOR2P2-L-3840
3		Soporte derecho (R)	Right support (R)	1	SOPOR2P2-R-3840
4		Tornillo especial M5x17 Long Hexagonal 14	M5x17 special screw Hexagonal length 14	4	TORNI-EC----498
5		Arandela de goma Ø4,5 x Ø11 x 2mm	Ø4,5 x Ø11 x 2mm Rubber washer	4	ARAND-EPDM--722
6		Tornillo Allen M5x11 Ø11 ISO 7380	M5x11 Ø11 ISO 7380 Allen screw	4	TORNI-AI----520
7		Silentblock M5	M5 silentblock	4	SILENBTM5-046/1
8		Arandela nylon M5x1	M5x1 nylon washer	4	ARNV0000000245
9		Tornillo Allen M5x16 Ø11 ISO 7380 (INOX)	M5x16 Ø11 ISO 7380 Allen screw	4	TORNI-I7380-493
10		Tapón tornillo M5 ISO 7380	M5 ISO 7380 screw cap	4	TAPON-----85

# KAWASAKI Z900 '20-

## INSTRUCCIONES DE MONTAJE - MOUNTING INSTRUCTIONS - MONTAGEANLEITUNG

**1**

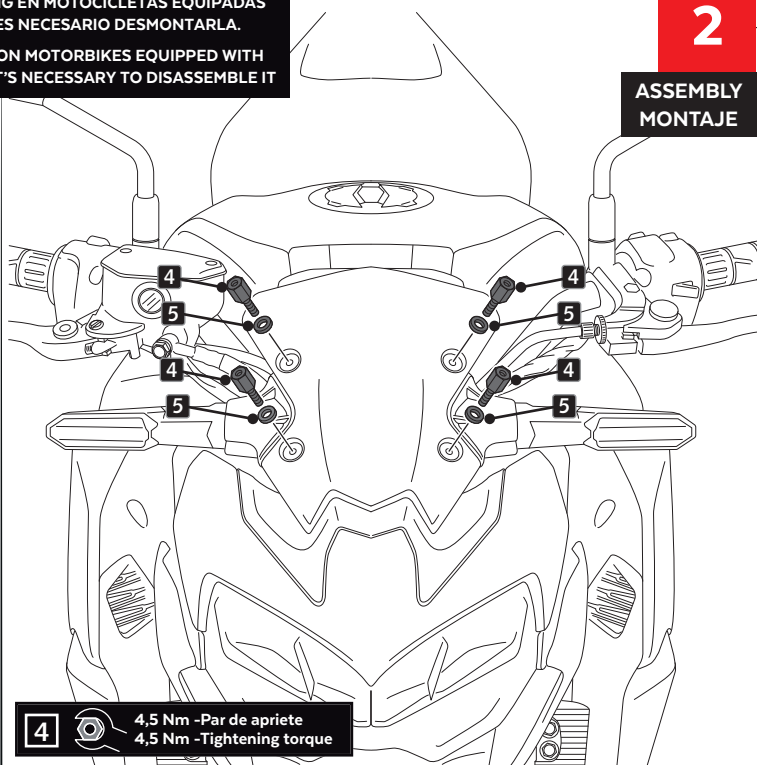
**DISASSEMBLY  
DESMONTAJE**




PARA MONTAR EL CARENABRIS PUIG EN MOTOCICLETAS EQUIPADAS CON CÚPULA TOURING ORIGINAL, ES NECESARIO DESMONTARLA.  
TO MOUNT THE PUIG WINDSHIELD ON MOTORBIKES EQUIPPED WITH THE ORIGINAL TOURING SCREEN, IT'S NECESSARY TO DISASSEMBLE IT

**2**

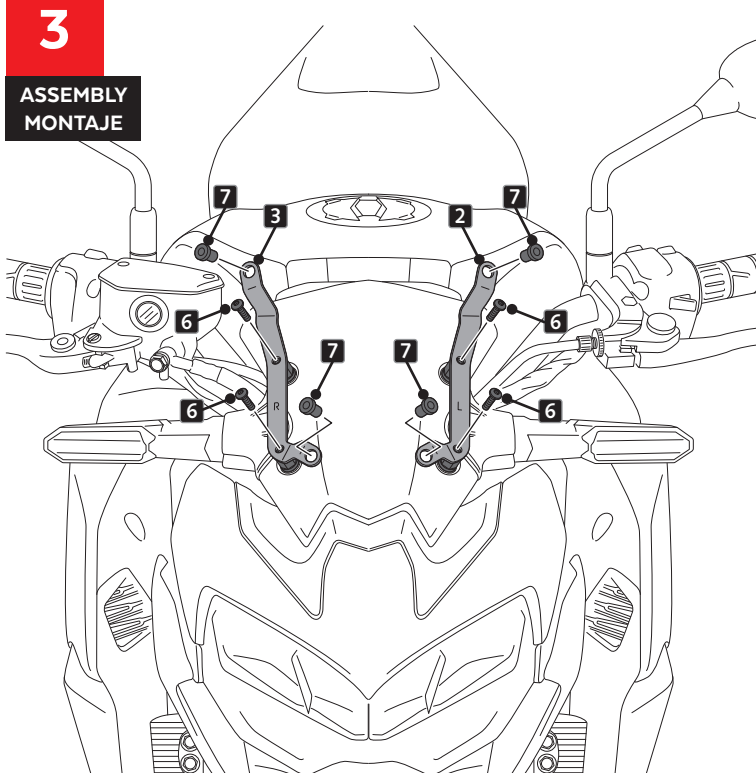
**ASSEMBLY  
MONTAJE**



**4**  4,5 Nm -Par de apriete  
4,5 Nm -Tightening torque

**3**

**ASSEMBLY  
MONTAJE**



**4**

**ASSEMBLY  
MONTAJE**

