

KAWASAKI ZX-6R '08-'23

M O U N T I N G I N S T R U C T I O N S

REF 21513N

TAPAS LATERAL IZQUIERDO / LEFT SIDE COVERS

ATENCIÓN: Tapas con avisador de desgaste homologadas por la Federación Internacional de Motociclismo (FIM). Aptas para uso en competición.

ATTENTION: Covers with a wear warning device approved by the International Motorcycling Federation (FIM). Suitable for use in competition.

ATTENTION: Protections Carters avec temoins d'usure Homologues par la FIM (Federation Internationale de Motocyclisme). Convient pour un usage en competition.

ACHTUNG: Abdeckungen mit einer von der International Motorcycling Federation (FIM) zugelassenen Verschleißwarnvorrichtung. Geeignet für den Einsatz im Wettkampf.



1 Person

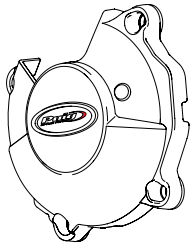
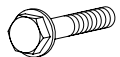


30 min



EASY



| ID. | PIEZA / PART | DESCRIPCIÓN | DESCRIPTION | QTY. | REF.: |
|-----|---|------------------------|---------------------|------|----------|
| 1 |  | Tapa alternador | Alternator cover | 1 | PT.K02.1 |
| 2 |  | Tornillo M6x35 DIN6921 | M6x35 DIN6921 screw | 4 | - |

RECOMENDAMOS MONTAR LOS TORNILLOS APRETANDO UNIFORMEMENTE UNO TRAS OTRO, PARA APRETAR FINALMENTE CON DINAMOMÉTRICA
WE RECOMMEND TO MOUNT THE SCREWS UNIFORMLY TIGHTENING ONE AFTER THE OTHER, TO FINALLY TIGHTEN WITH DYNAMOMETRIC

**CONSULTAR EN NUESTRA PAGINA WEB LA DISPONIBILIDAD DEL VIDEO DE MONTAJE DE ESTA REFERENCIA.
CONSULT OUR WEBSITE THE VIDEO MOUNT AVAILABILITY OF THIS REFERENCE.**



KAWASAKI ZX-6R '08-'23

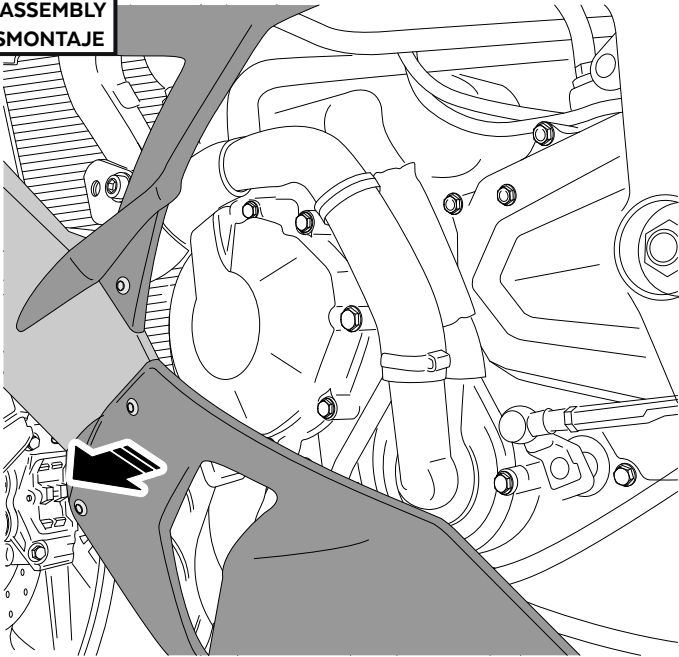
REF 21513N

INSTRUCCIONES DE MONTAJE - MOUNTING INSTRUCTIONS - MONTAGEANLEITUNG

1

DESMONTAR EL CARENADO /
REMOVE THE COVER

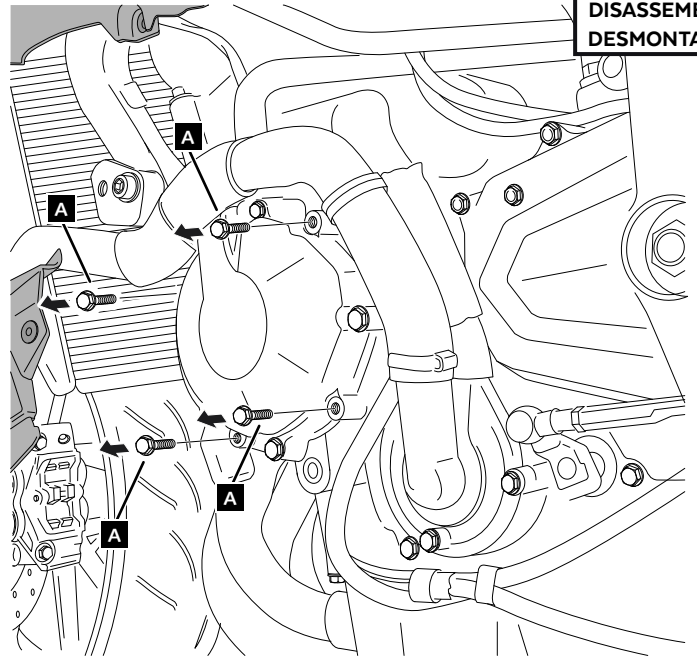
DISASSEMBLY
DESMONTAJE



2

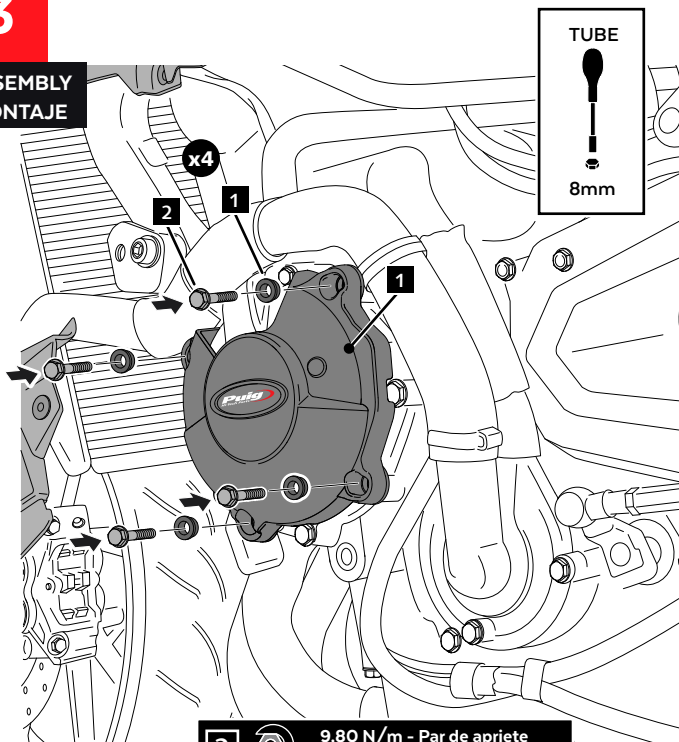
A Tornillería original
Original screws

DISASSEMBLY
DESMONTAJE



3

ASSEMBLY
MONTAJE

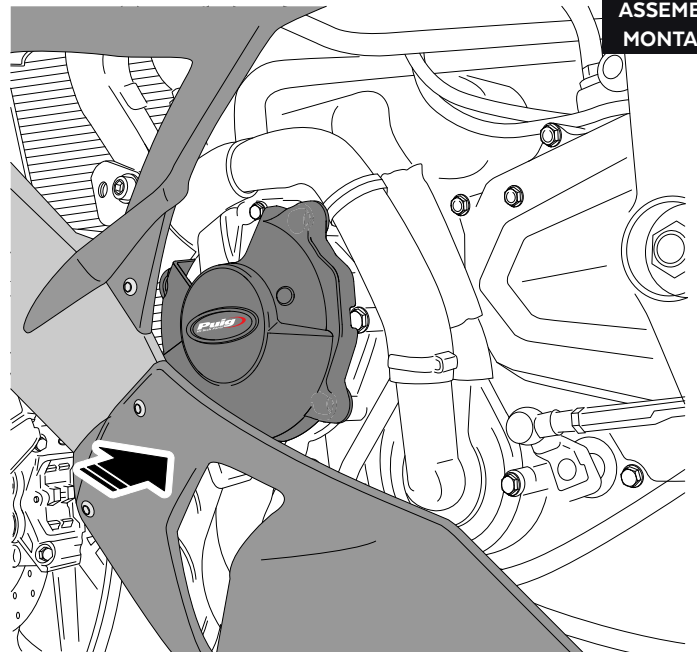


2 9,80 N/m - Par de apriete
7,23 ft/lb - Tightening torque

MONTAR EL CARENADO /
ASSEMBLE THE COVER

4

ASSEMBLY
MONTAJE



KAWASAKI ZX-6R '08-'24

MOUNTING INSTRUCTIONS

REF 21513N

TAPAS LATERAL DERECHO / RIGHT SIDE COVERS



1 Person






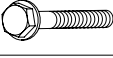



30 min



EASY



| ID. | PIEZA / PART | DESCRIPCIÓN | DESCRIPTION | QTY. | REF.: |
|-----|---|------------------------|---------------------|------|----------|
| 1 |  | Tapa bomba de agua | Water pump cover 1 | 1 | PT.K02.3 |
| 2 |  | Tapa embrague | Clutch cover | 1 | PT.K02.2 |
| 3 |  | Tornillo M6x25 DIN6921 | M6x25 DIN6921 screw | 1 | -- |
| 4 |  | Tornillo M6x30 DIN6921 | M6x30 DIN6921 screw | 4 | -- |
| 5 |  | Tornillo M6x35 DIN6921 | M6x35 DIN6921 screw | 2 | -- |
| 6 |  | Tornillo M6x45 DIN6921 | M6x45 DIN6921 screw | 1 | -- |
| 7 |  | Casquillo | Spacer | 1 | -- |

RECOMENDAMOS MONTAR LOS TORNILLOS APRETANDO UNIFORMEMENTE UNO TRAS OTRO, PARA APRETAR FINALMENTE CON DINAMOMÉTRICA
WE RECOMMEND TO MOUNT THE SCREWS UNIFORMLY TIGHTENING ONE AFTER THE OTHER, TO FINALLY TIGHTEN WITH DYNAMOMETRIC

KAWASAKI ZX-6R '08-'24

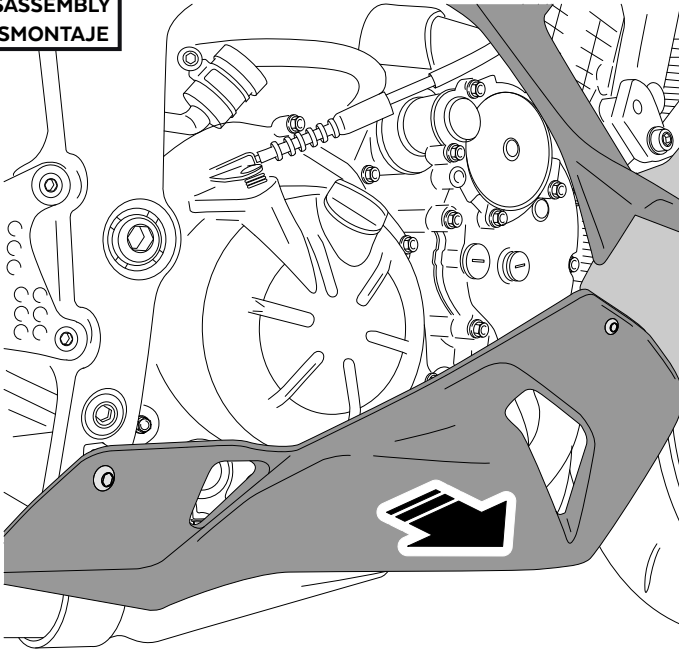
REF 21513N

INSTRUCCIONES DE MONTAJE - MOUNTING INSTRUCTIONS - MONTAGEANLEITUNG

1

DESMTAR EL CARENADO /
REMOVE THE COVER

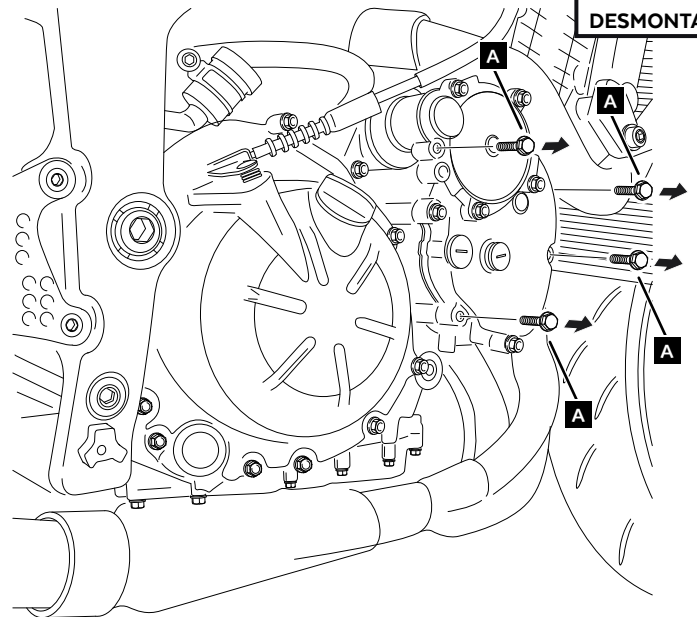
DISASSEMBLY
DESMONTAJE



A Tornillería original
Original screws


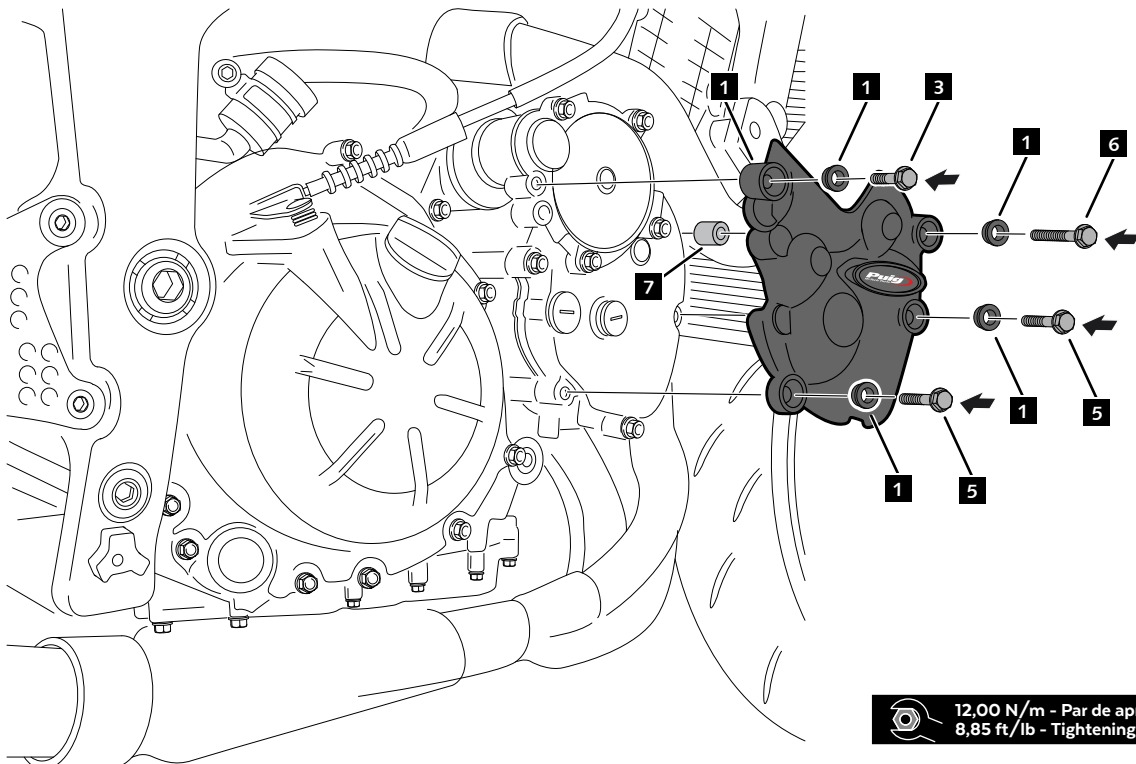
2

DISASSEMBLY
DESMONTAJE



3

ASSEMBLY
MONTAJE



12,00 N/m - Par de apriete
8,85 ft/lb - Tightening torque

KAWASAKI ZX-6R '08-'24

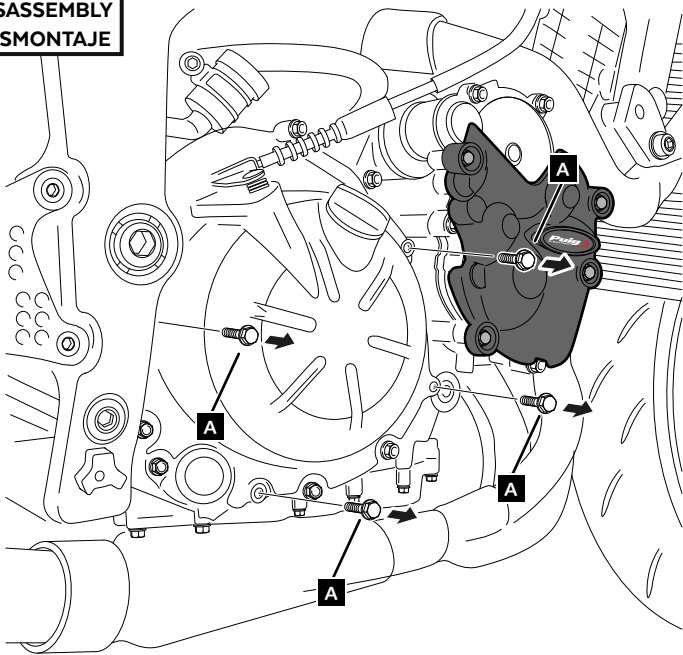
REF 21513N

INSTRUCCIONES DE MONTAJE - MOUNTING INSTRUCTIONS - MONTAGEANLEITUNG

4

DISASSEMBLY
DESMONTAJE

A Tornillería original
Original screws



TUBE



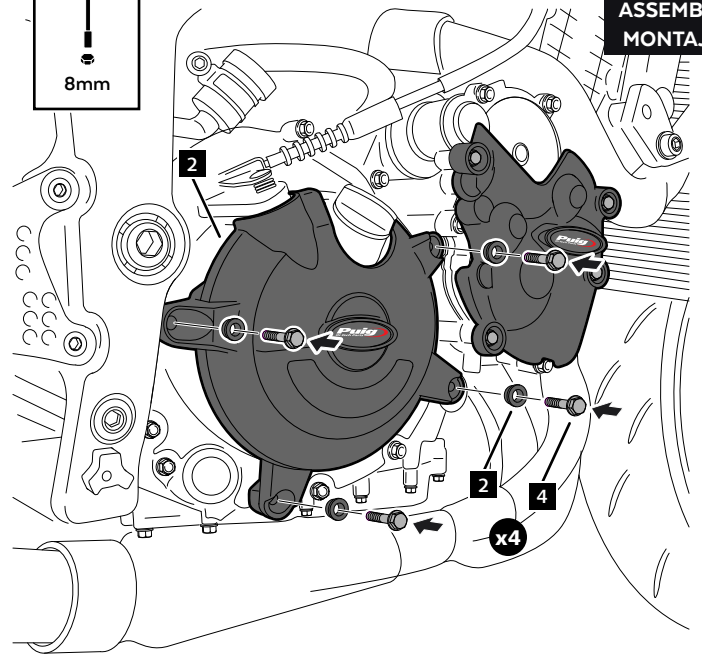
8mm

4

9,80 N/m - Par de apriete
7,23 ft/lb - Tightening torque

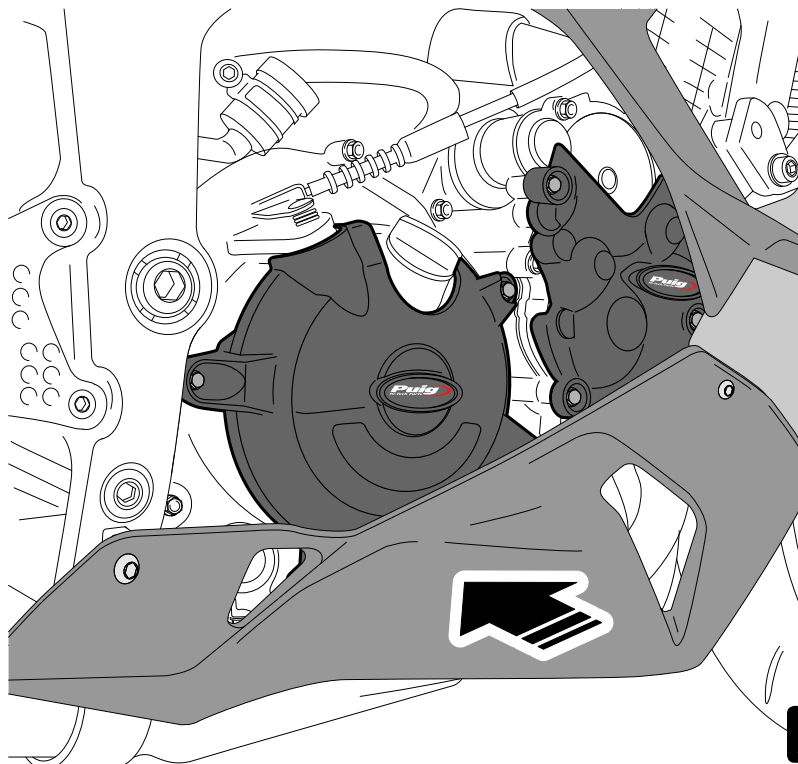
5

ASSEMBLY
MONTAJE



6

ASSEMBLY
MONTAJE



MONTAR EL CARENADO /
ASSEMBLE THE COVER

KAWASAKI ZX-6R '24-

MOUNTING INSTRUCTIONS

REF 21513N

TAPAS LATERAL IZQUIERDO / LEFT SIDE COVERS

ATENCIÓN: Tapas con avisador de desgaste homologadas por la Federación Internacional de Motociclismo (FIM). Aptas para uso en competición.

ATTENTION: Covers with a wear warning device approved by the International Motorcycling Federation (FIM). Suitable for use in competition.

ATTENTION: Protections Carters avec temoins d'usure Homologues par la FIM (Federation Internationale de Motocyclisme). Convient pour un usage en competition.

ACHTUNG: Abdeckungen mit einer von der International Motorcycling Federation (FIM) zugelassenen Verschleißwarnvorrichtung. Geeignet für den Einsatz im Wettkampf.



1 Person

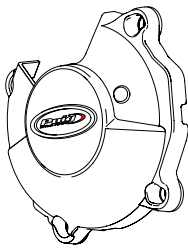
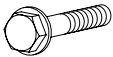


30 min



EASY



| ID. | PIEZA / PART | DESCRIPCIÓN | DESCRIPTION | QTY. | REF.: |
|-----|---|------------------------|---------------------|------|----------|
| 1 |  | Tapa alternador | Alternator cover | 1 | PT.K02.1 |
| 2 |  | Tornillo M6x35 DIN6921 | M6x35 DIN6921 screw | 4 | - |

RECOMENDAMOS MONTAR LOS TORNILLOS APRETANDO UNIFORMEMENTE UNO TRAS OTRO, PARA APRETAR FINALMENTE CON DINAMOMÉTRICA
WE RECOMMEND TO MOUNT THE SCREWS UNIFORMLY TIGHTENING ONE AFTER THE OTHER, TO FINALLY TIGHTEN WITH DYNAMOMETRIC

**CONSULTAR EN NUESTRA PAGINA WEB LA DISPONIBILIDAD DEL VIDEO DE MONTAJE DE ESTA REFERENCIA.
CONSULT OUR WEBSITE THE VIDEO MOUNT AVAILABILITY OF THIS REFERENCE.**



KAWASAKI ZX-6R '24-

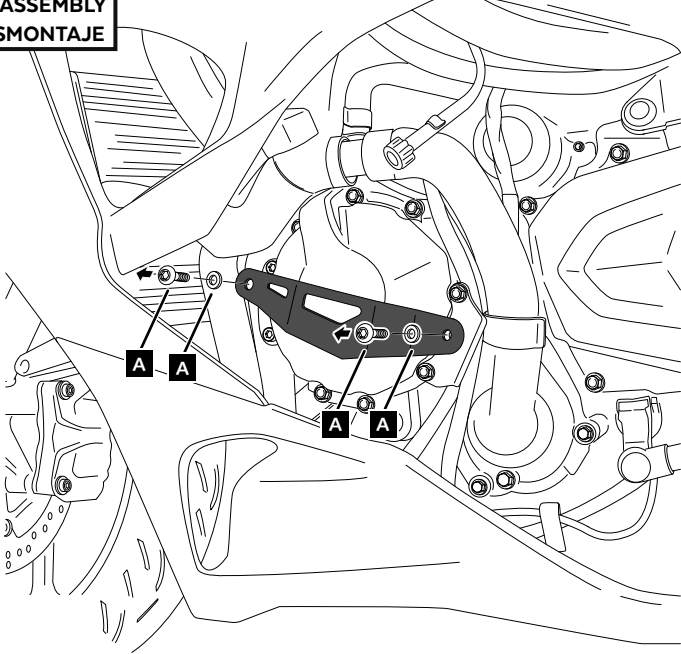
REF 21513N

INSTRUCCIONES DE MONTAJE - MOUNTING INSTRUCTIONS - MONTAGEANLEITUNG

1

A Tornillería original
Original screws

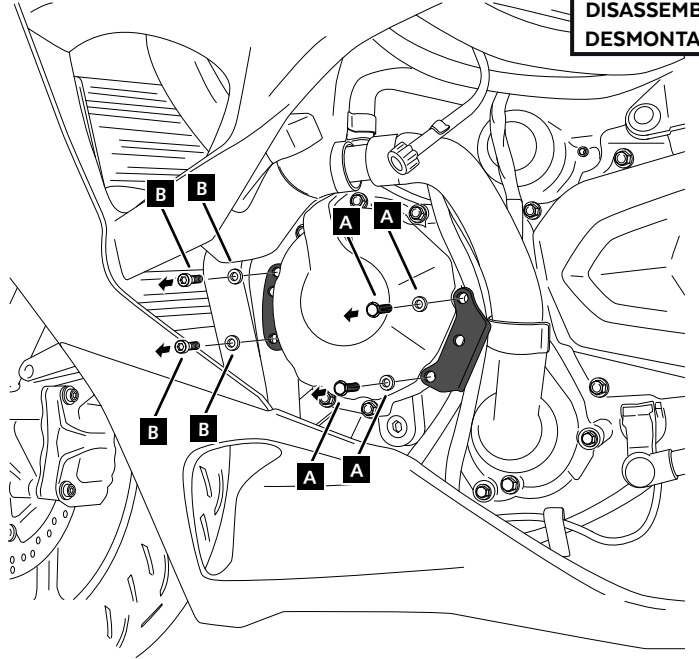
DISASSEMBLY
DESMONTAJE



2

A-B Tornillería original
Original screws

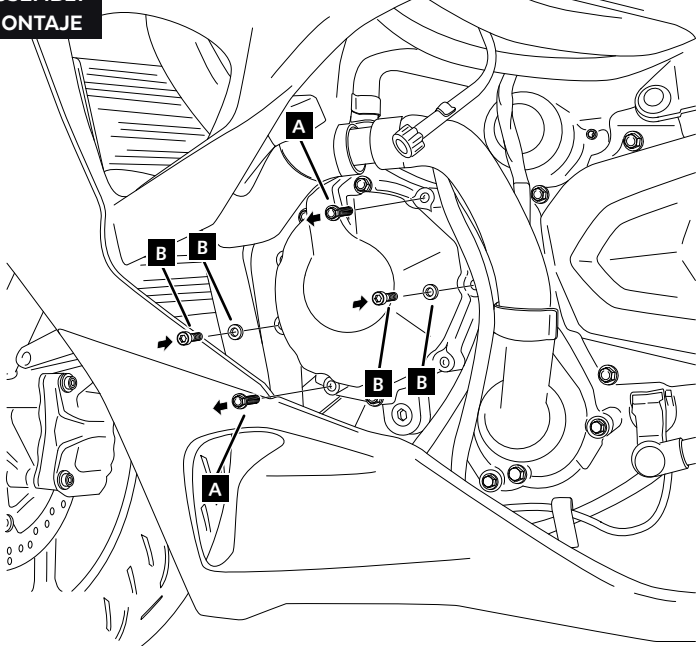
DISASSEMBLY
DESMONTAJE



3

A-B Tornillería original
Original screws

ASSEMBLY
MONTAJE



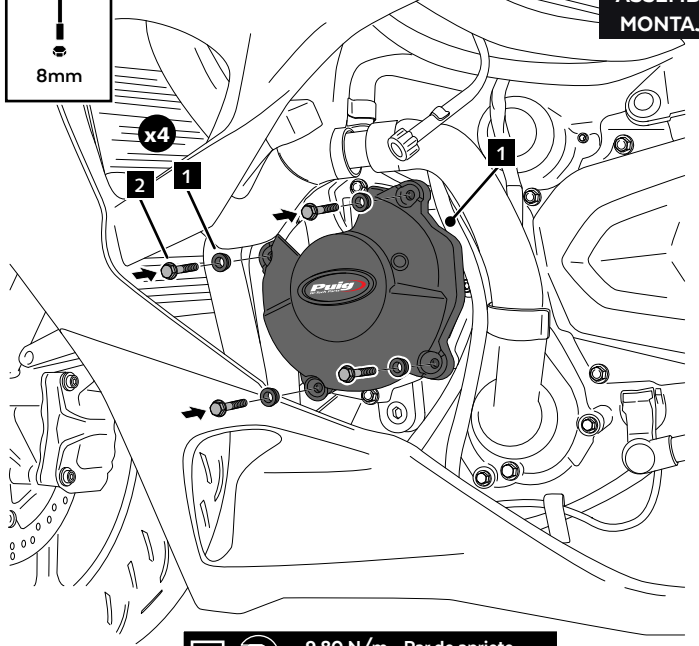
4

TUBE



8mm

ASSEMBLY
MONTAJE



2 9,80 N/m - Par de apriete
7,23 ft/lb - Tightening torque