


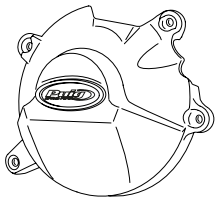
HONDA CBR 1000RR '21-

REF 21706N

TAPAS LATERAL IZQUIERDO / LEFT SIDE COVERS

ATENCIÓN: Tapas con avisador de desgaste homologadas por la Federación Internacional de Motociclismo (FIM). Aptas para uso en competición.
ATTENTION: Covers with a wear warning device approved by the International Motorcycling Federation (FIM). Suitable for use in competition.
ATTENTION: Protections Carters avec temoins d'usure Homologues par la FIM (Federation Internationale de Motocyclisme). Convient pour un usage en competition.
ACHTUNG: Abdeckungen mit einer von der International Motorcycling Federation (FIM) zugelassenen Verschleißwarnvorrichtung. Geeignet für den Einsatz im Wettkampf.



ID.	PIEZA / PART	DESCRIPCIÓN	DESCRIPTION	QTY.	REF.:
1		Tapa izquierda	Left cover	1	CONJUNTO--21706
2		Tornillo M6x35 DIN912	M6x35 DIN912 screw	4	-

RECOMENDAMOS MONTAR LOS TORNILLOS APRETANDO UNIFORMEMENTE UNO TRAS OTRO, PARA APRETAR FINALMENTE CON DINAMOMÉTRICA
 WE RECOMMEND TO MOUNT THE SCREWS UNIFORMLY TIGHTENING ONE AFTER THE OTHER, TO FINALLY TIGHTEN WITH DYNAMOMETRIC

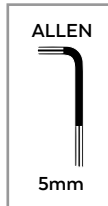
HONDA CBR 1000RR '21-

REF 21706N

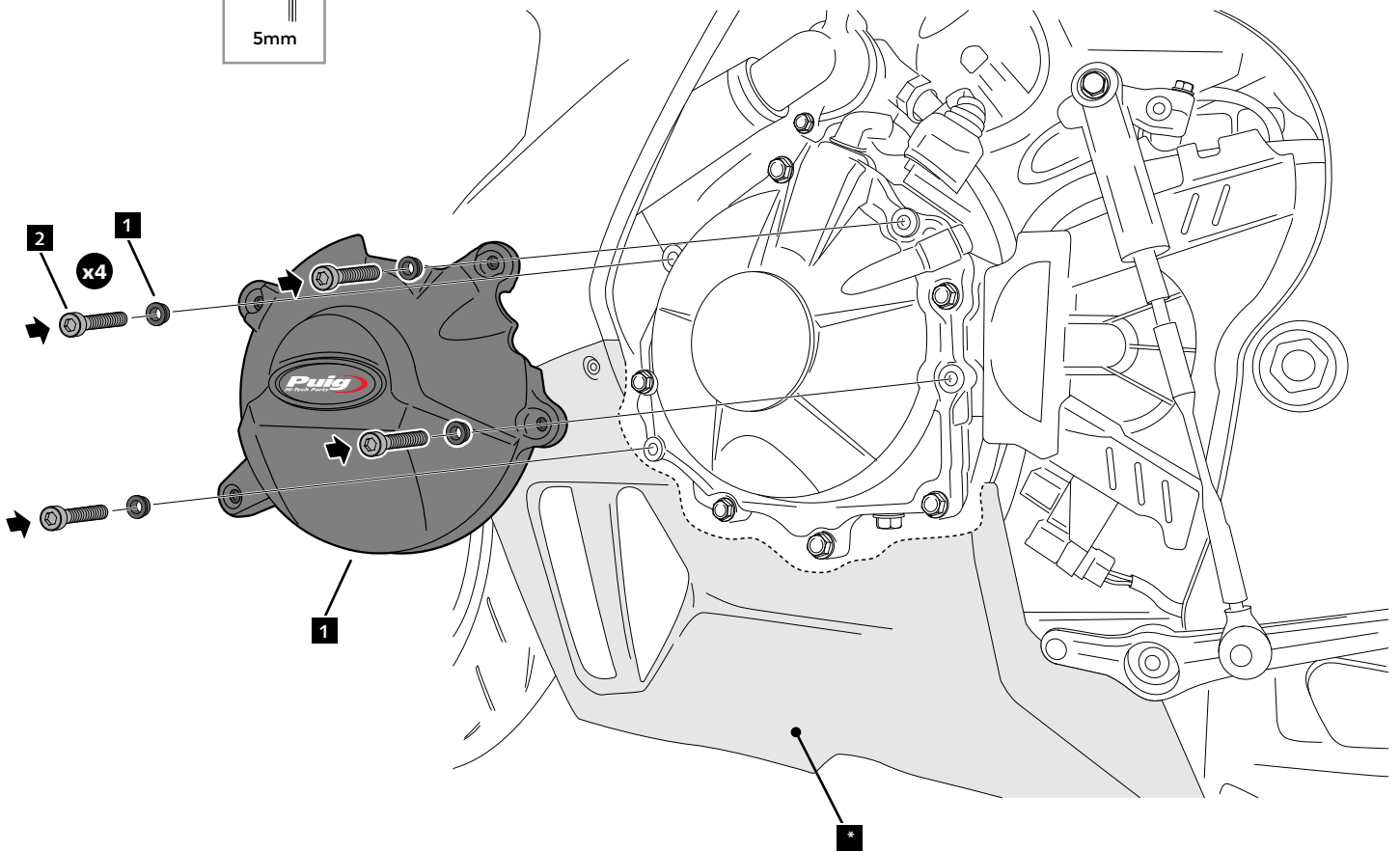
INSTRUCCIONES DE MONTAJE - MOUNTING INSTRUCTIONS - MONTAGEANLEITUNG

1

ASSEMBLY
MONTAJE



2  12,00 N/m - Par de apriete
8,85 lb/ft - Tightening torque



ES NECESARIO DESMONTAR EL CARENADO /
IT IS NECESSARY TO REMOVE THE COVER

**CONSULTAR EN NUESTRA PAGINA WEB LA DISPONIBILIDAD DEL VIDEO DE MONTAJE DE ESTA REFERENCIA.
CONSULT OUR WEBSITE THE VIDEO MOUNT AVAILABILITY OF THIS REFERENCE.**



HONDA CBR 1000RR '21-

REF 21706N

TAPAS LATERAL DERECHO / RIGHT SIDE COVERS



1 Person



30 min



EASY



ID.	PIEZA / PART	DESCRIPCIÓN	DESCRIPTION	QTY.	REF:
1		Tapa derecha 1	Right cover 1	1	CONJUNTO--21706
2		Tapa derecha 2	Right cover 2	1	CONJUNTO--21706
3		Tornillo M6x35 DIN912	M6x35 DIN912 screw	3	-
4		Tornillo M6x40 DIN912	M6x40 DIN912 screw	2	-
5		Tornillo M6x55 DIN912	M6x55 DIN912 screw	1	-

RECOMENDAMOS MONTAR LOS TORNILLOS APRETANDO UNIFORMEMENTE UNO TRAS OTRO, PARA APRETAR FINALMENTE CON DINAMOMÉTRICA
WE RECOMMEND TO MOUNT THE SCREWS UNIFORMLY TIGHTENING ONE AFTER THE OTHER, TO FINALLY TIGHTEN WITH DYNAMOMETRIC

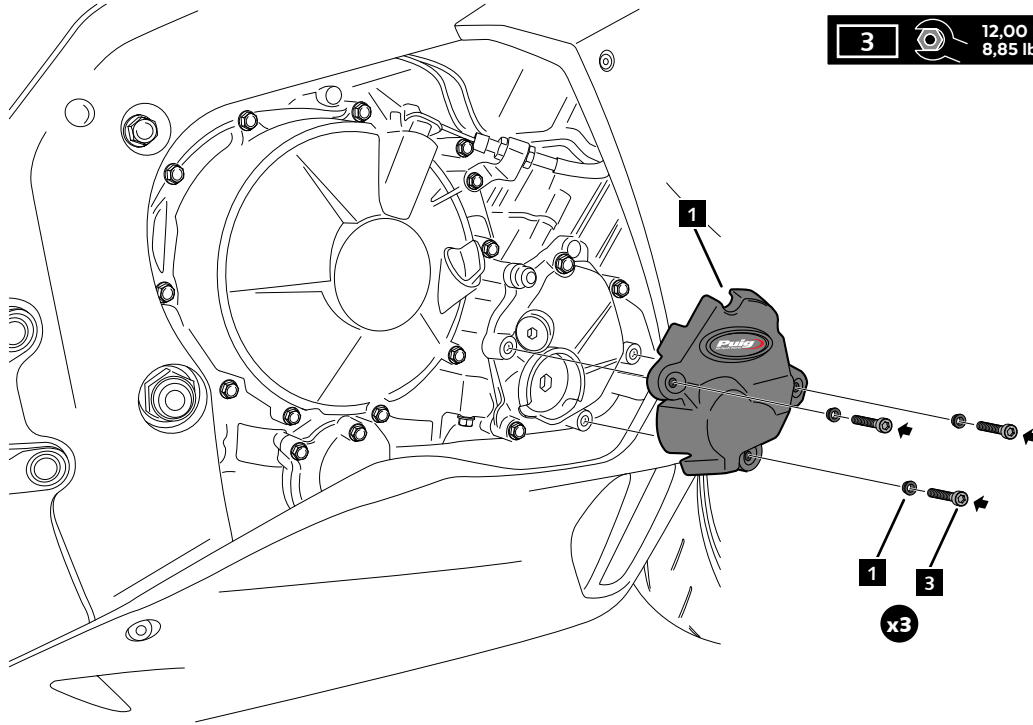
HONDA CBR 1000RR '21-

REF 21706N

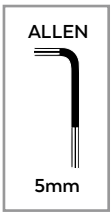
INSTRUCCIONES DE MONTAJE - MOUNTING INSTRUCTIONS - MONTAGEANLEITUNG

1

ASSEMBLY
MONTAJE

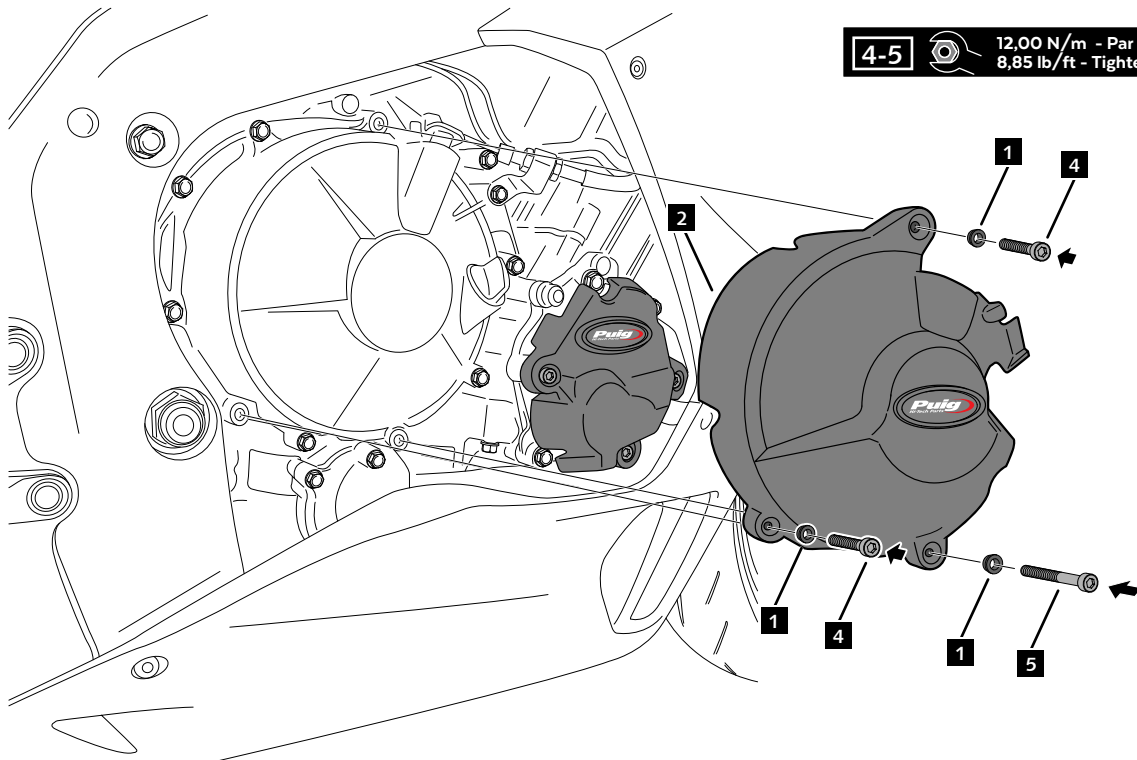


3 12,00 N/m - Par de apriete
8,85 lb/ft - Tightening torque



2

ASSEMBLY
MONTAJE



4-5 12,00 N/m - Par de apriete
8,85 lb/ft - Tightening torque

