

KAWASAKI Z-1000 '11-'19

M O U N T I N G I N S T R U C T I O N S

REF 20417N

TAPAS LATERAL IZQUIERDO / LEFT SIDE COVERS



1 Person

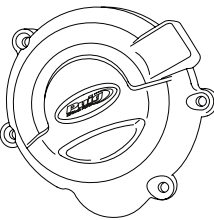
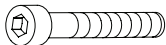


30 min



EASY



ID.	PIEZA / PART	DESCRIPCIÓN	DESCRIPTION	QTY.	REF.:
1		Tapa izquierda	Left cover	1	PT.K09.2.A02
2		Tornillo M6x35 DIN912	M6x35 DIN912 screw	4	-

**CONSULTAR EN NUESTRA PAGINA WEB LA DISPONIBILIDAD DEL VIDEO DE MONTAJE DE ESTA REFERENCIA.
CONSULT OUR WEBSITE THE VIDEO MOUNT AVAILABILITY OF THIS REFERENCE.**



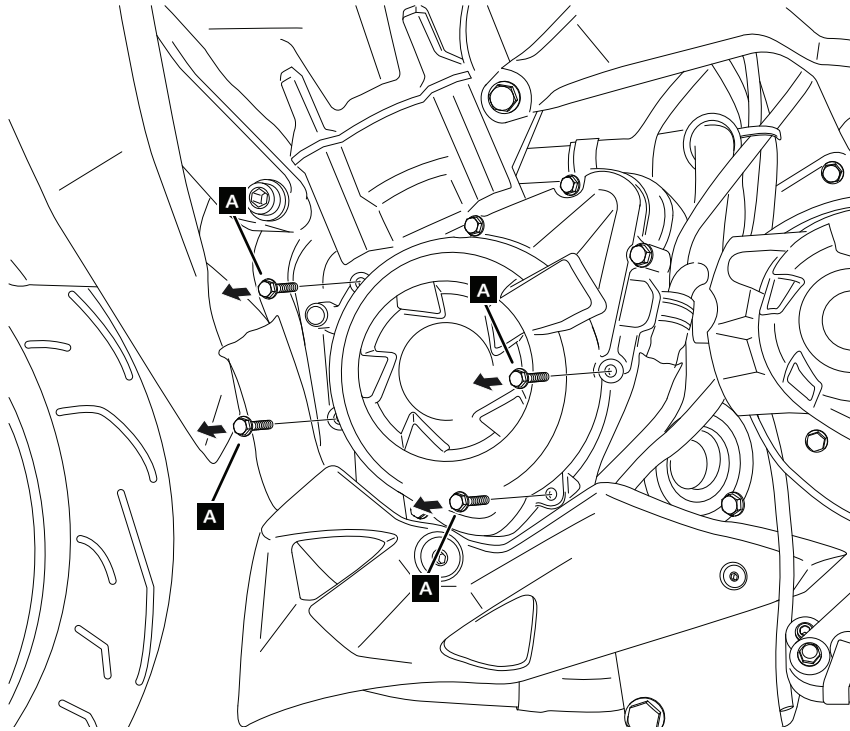
KAWASAKI Z-1000 '11-'19

REF 20417N

INSTRUCCIONES DE MONTAJE - MOUNTING INSTRUCTIONS - MONTAGEANLEITUNG

1


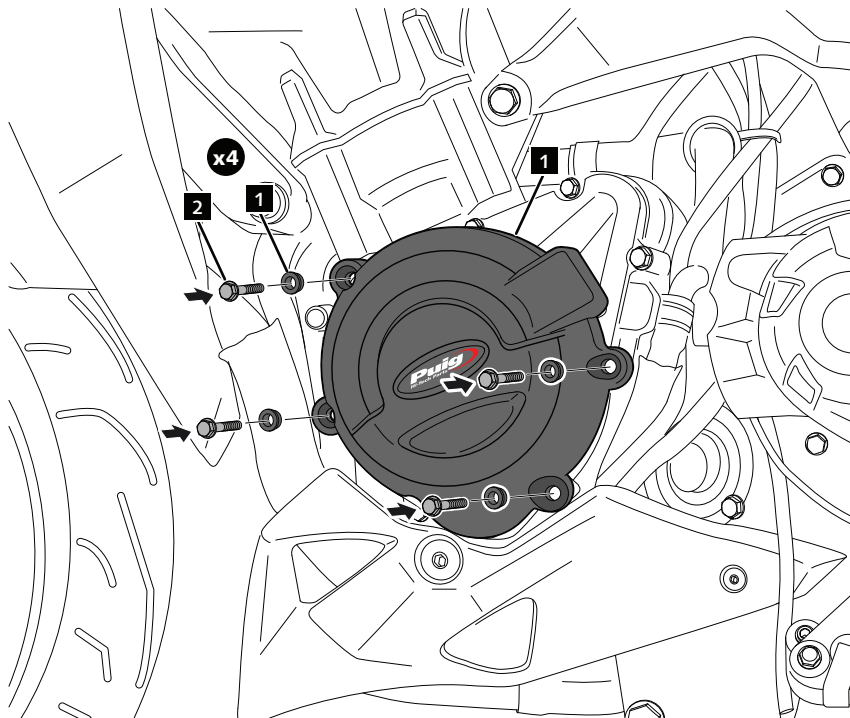
DISASSEMBLY
DESMONTAJE



A Tornillería original
Original screws

2

ASSEMBLY
MONTAJE



2  12,00 N/m - Par de apriete
8,85 ft/lb - Tightening torque

KAWASAKI Z-1000 '11-'19

MOUNTING INSTRUCTIONS

REF 20417N

TAPAS LATERAL DERECHO / RIGHT SIDE COVERS



1 Person

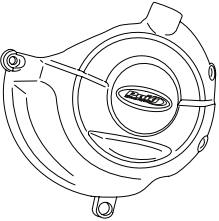

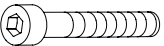


30 min



EASY



ID.	PIEZA / PART	DESCRIPCIÓN	DESCRIPTION	QTY.	REF.:
1		Tapa derecha 1	Right cover 1	1	PT.K09.1
2		Tapa derecha 2	Right cover 2	1	PT.K09.3
3		Tornillo M6x35 DIN912	M6x35 DIN912 screw	8	-

KAWASAKI Z-1000 '11-'19

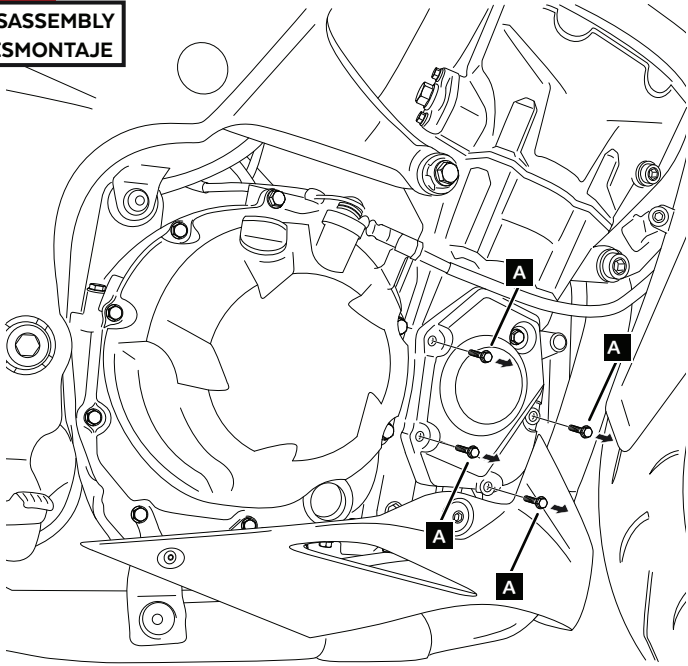
REF 20417N

INSTRUCCIONES DE MONTAJE - MOUNTING INSTRUCTIONS - MONTAGEANLEITUNG

1

DISASSEMBLY
DESMONTAJE

A Tornillería original
Original screws



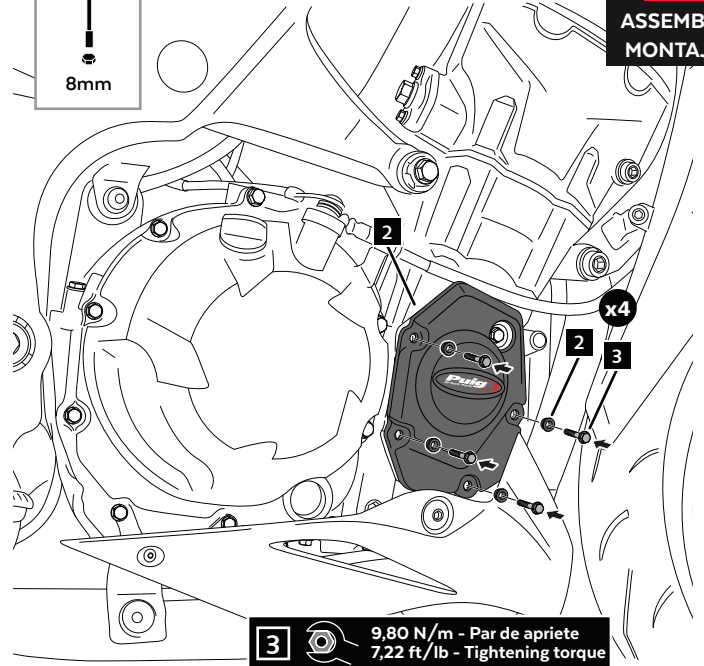
2

ASSEMBLY
MONTAJE

TUBE



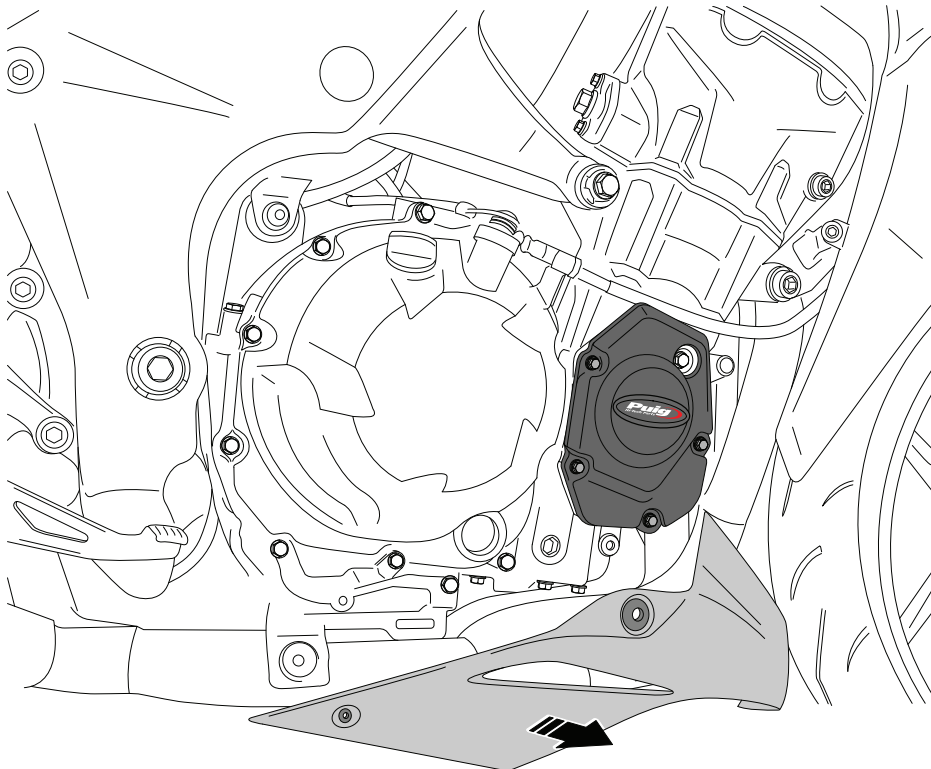
8mm



3 9,80 N/m - Par de apriete
7,22 ft/lb - Tightening torque

3

DISASSEMBLY
DESMONTAJE



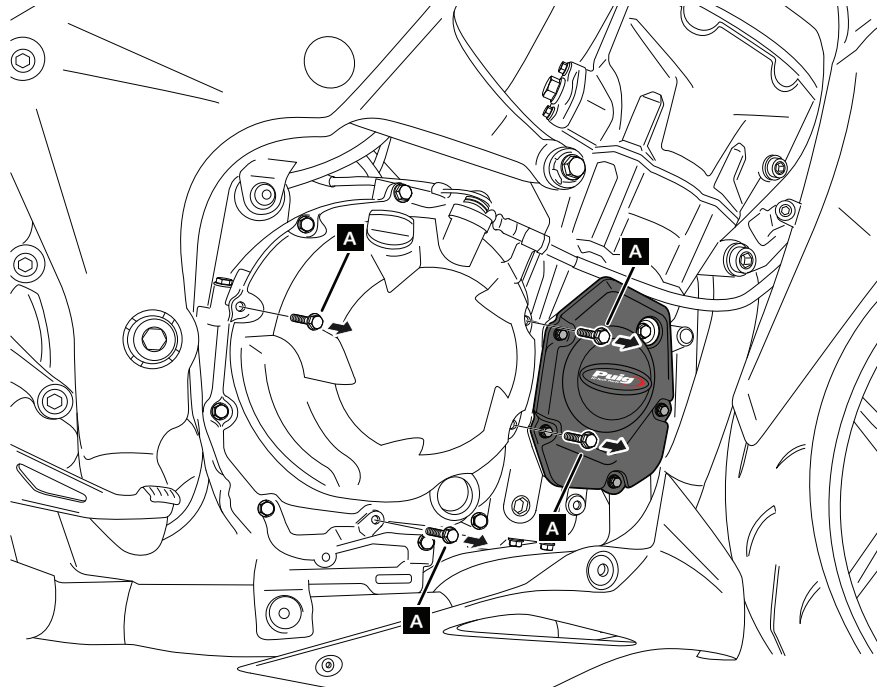
KAWASAKI Z-1000 '11-'19

REF 20417N

INSTRUCCIONES DE MONTAJE - MOUNTING INSTRUCTIONS - MONTAGEANLEITUNG

4

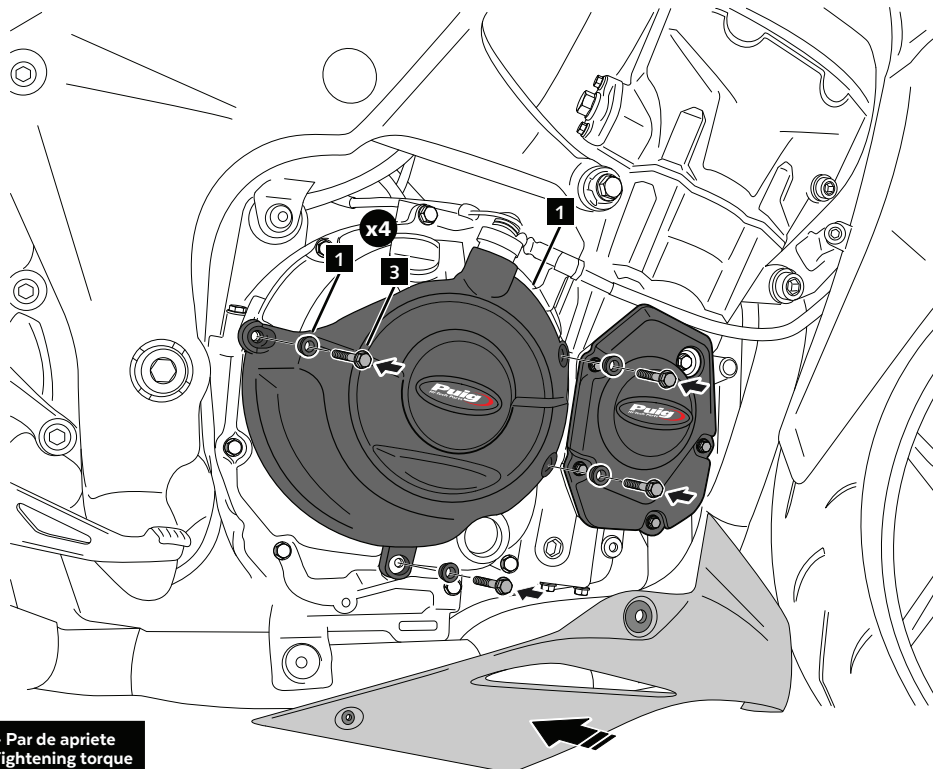
**DISASSEMBLY
DESMONTAJE**



A Tornillería original
Original screws

5

**ASSEMBLY
MONTAJE**



3 11,00 N/m - Par de apriete
8,11 ft/lb - Tightening torque