

YAMAHA TRACER 9/GT'21-

M O U N T I N G I N S T R U C T I O N S

REF 3837

PICO / BEAK



1 Person



15 min



EASY



ALLEN



Nº 5
Nº 6


ID.	PIEZA/PART	DESCRIPCIÓN	DESCRIPTION	QTY.	REF.:
1		Pico	Beak	1	3837JM3
2		Soporte	Support	1	SOPORIP6---3837
3		Tope de goma Ø3,7-3,8 x 3,2mm	Ø3,7-3,8 x 3,2mm bumper foot	3	TOPE--POF-40022
4		Casquillo Ø13xØ8x15mm	Ø13x Ø8 x15mm arrowhead	2	CASQUI-M----614
5		Tornillo Allen M5x30 Ø11 ISO 7380	M5x30 Ø11 ISO 7380 allen screw	2	TORNI-I7380-767
6		Arandela de goma Ø4,5x Ø11x 2 mm	Ø4,5x Ø11x 2 mm Rubber washer	2	ARAND-EPDM--722
7		Arandela nylon M5x1	M5x1 Nylon washer	2	ARNV00000000245
8		Tornillo allen M5x11 Ø11 ISO7380	M5x11 Ø11 ISO7380 allen screw	2	TORNI-AI----520
9		Tapón tornillo M5 ISO 7380	M5 ISO 7380 screw cap	2	TAPON-----85

YAMAHA TRACER 9/GT'21-

INSTRUCCIONES DE MONTAJE - MOUNTING INSTRUCTIONS - MONTAGEANLEITUNG

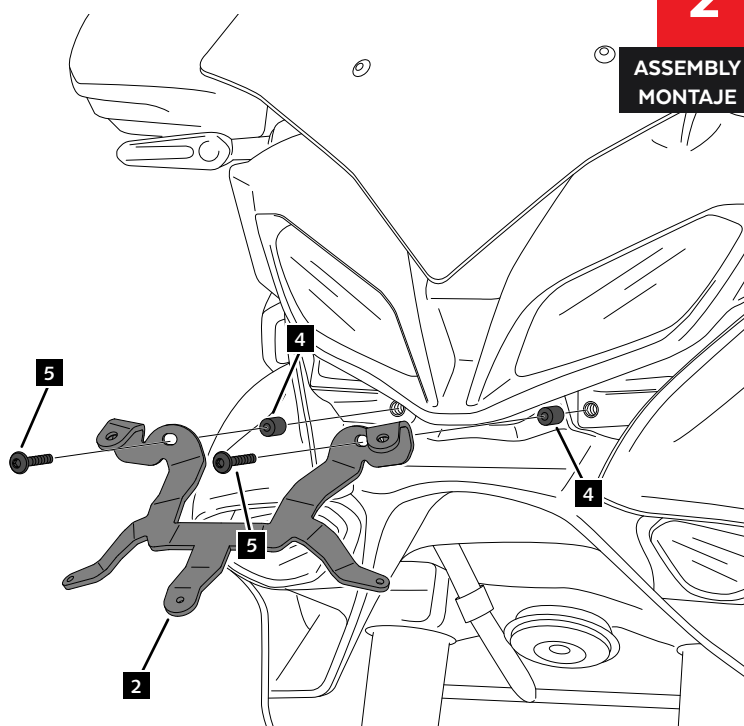
1

DISASSEMBLY
DESMONTAJE



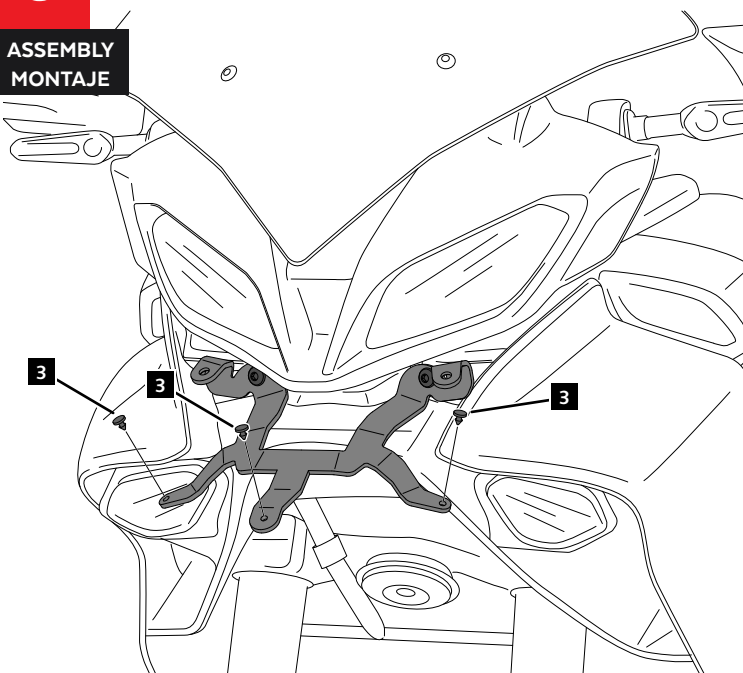
2

ASSEMBLY
MONTAJE



3

ASSEMBLY
MONTAJE



4

ASSEMBLY
MONTAJE

