

HONDA

CRF1100L AFRICA TWIN ADVENTURE SPORTS '20-

M O U N T I N G I N S T R U C T I O N S

REF 21904

HEADLIGHT PROTECTOR - PROTECTOR DE FARO



1 Person



20 min



EASY



ALLEN

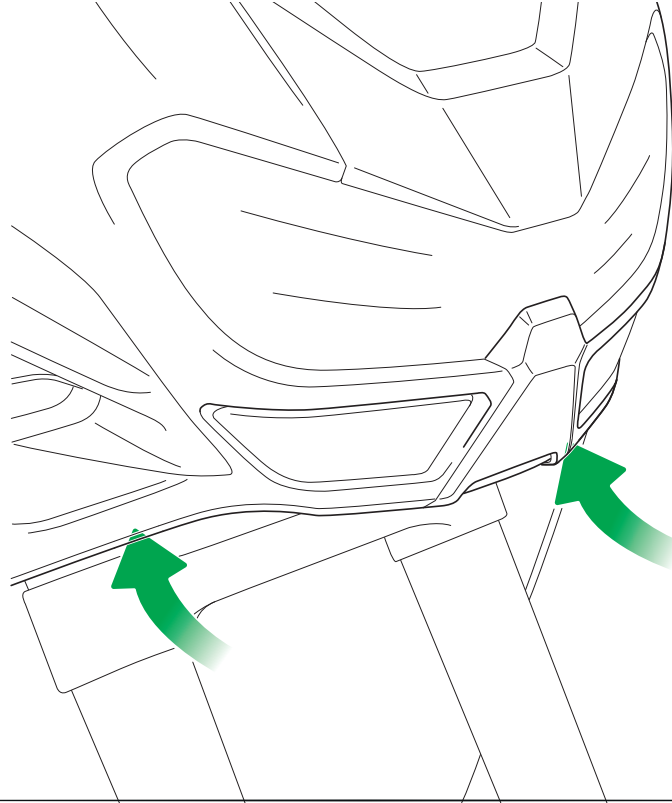
Nº 2,5
Nº 3
Nº 5



| ID | PIEZA/PART | DESCRIPCIÓN | DESCRIPTION | QTY | REF |
|----|------------|--|--|-----|-----------------|
| 1 | | Protector de faro policarbonato | Polycarbonate headlight protector | 1 | 21904WM3 |
| 2 | | Soporte metálico central | Central metal support | 1 | SOPOR3P6-C21904 |
| 3 | | Soporte metálico derecho (R) | Right metal support (R) | 1 | SOPOR3P6-R21904 |
| 4 | | Soporte metálico izquierdo (L) | Left metal support (L) | 1 | SOPOR3P6-L21904 |
| 5 | | Tornillo Allen M4x8 ISO7380 (negro) | M4x8 ISO7380 Allen screw (black) | 6 | TORNI-I7380-757 |
| 6 | | Arandela de nylon M4 | M4 nylon washer | 12 | ARNV00000000311 |
| 7 | | Tornillo Allen M5x16 Ø11 ISO 7380 | M5x16 Ø11 ISO 7380 Allen screw | 2 | TORNI-I7380-493 |
| 8 | | Cinta adhesiva doble cara 10x30mm (se suministra montada) | 10x30mm double-sided adhesive tape (supplied assembled) | 3 | ADHESI-----263 |

HONDA CRF1100L AFRICA TWIN ADVENTURE SPORTS '20-

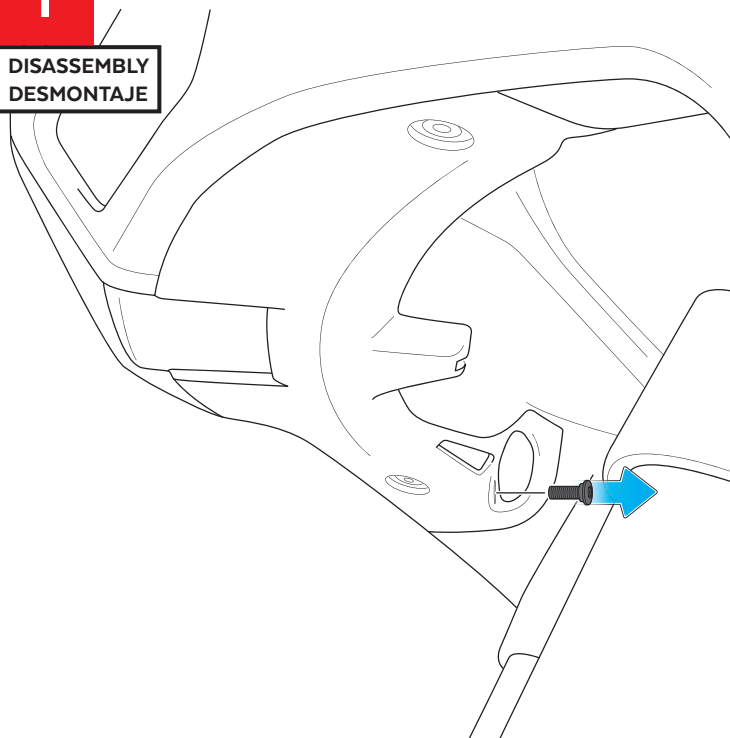
INSTRUCCIONES DE MONTAJE - MOUNTING INSTRUCTIONS - MONTAGEANLEITUNG



1

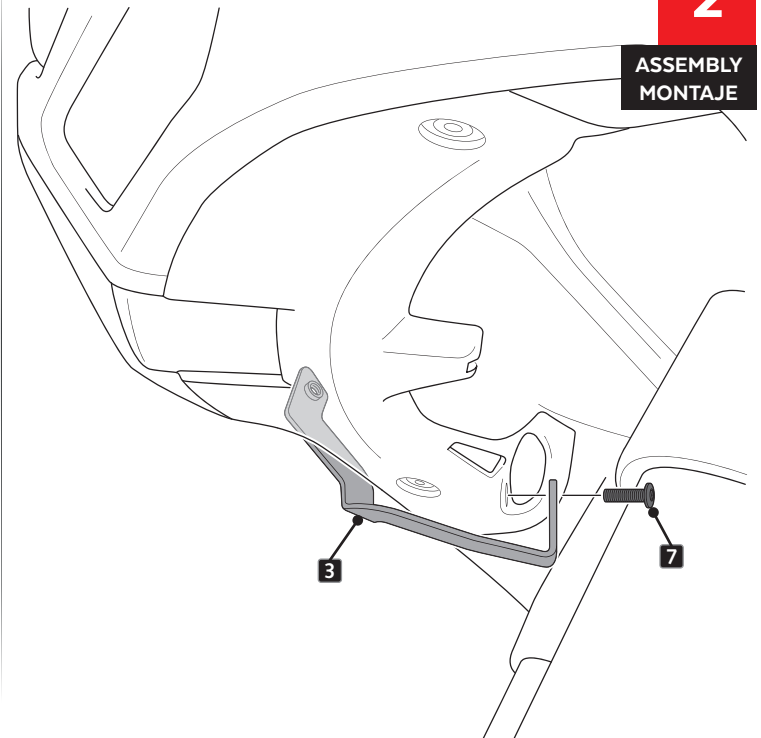
DISASSEMBLY
DESMONTAJE

Se muestra el montaje del lado derecho a modo de ejemplo, realizar los mismos pasos para el montaje del lado izquierdo.
The right side assembly is shown as an example, so the same steps can be performed for the left side assembly.



2

ASSEMBLY
MONTAJE

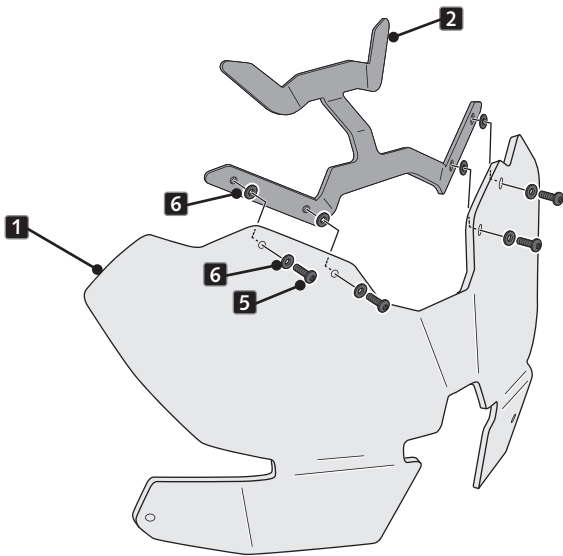
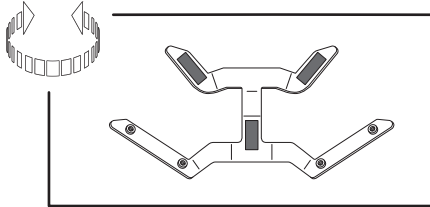


HONDA CRF1100L AFRICA TWIN ADVENTURE SPORTS '20-

INSTRUCCIONES DE MONTAJE - MOUNTING INSTRUCTIONS - MONTAGEANLEITUNG

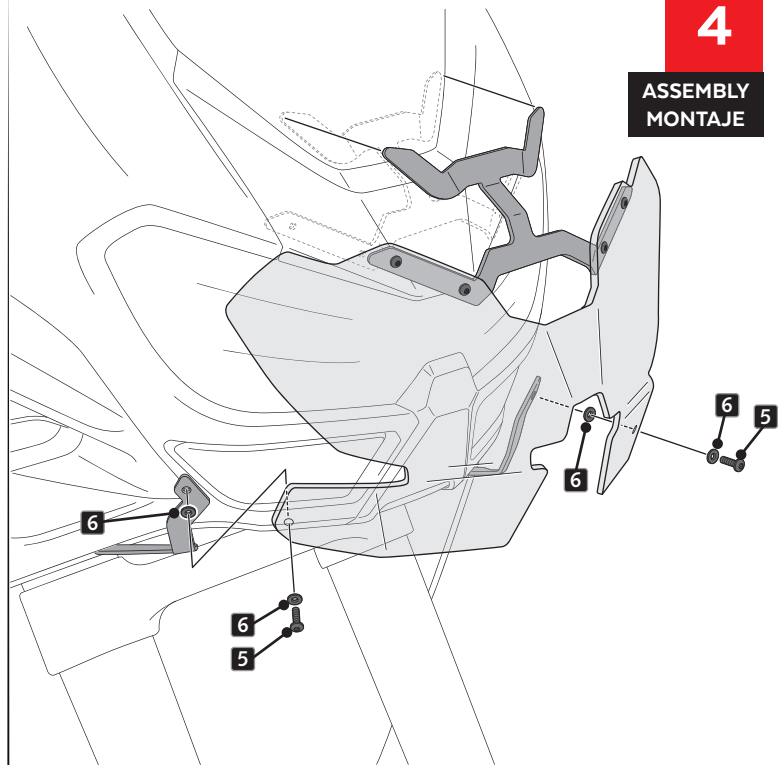
3

ASSEMBLY
MONTAJE



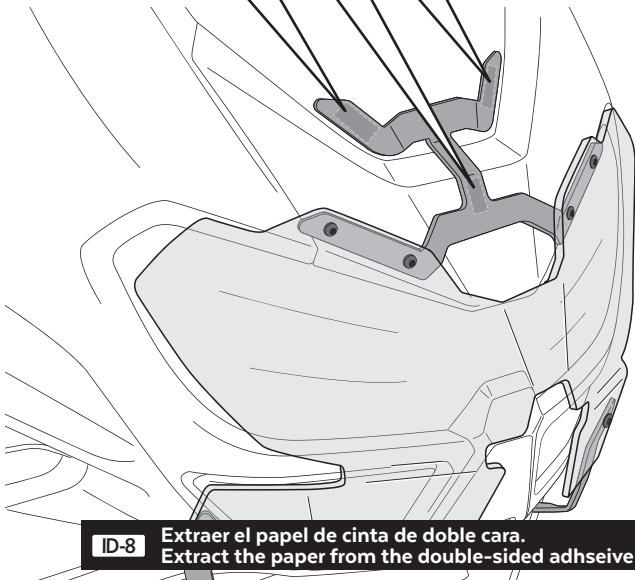
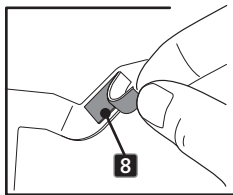
4

ASSEMBLY
MONTAJE



5

ASSEMBLY
MONTAJE



ID-8 Extraer el papel de cinta de doble cara.
Extract the paper from the double-sided adhesive tape.

6

ASSEMBLY
MONTAJE

APPLY PRESSURE ON ADHESIVE AREA FOR 1 MINUTE. IDEAL TAPE APPLICATION IS ACCOMPLISHED WHEN TEMPERATURES IS BETWEEN 21 °C and 38 °C AND THE BOND IS ALLOWED TO DWELL 24 HOURS.

