



R1300GS KIT
PISTA
BY PUIG

THE PROJECT



He was a misunderstood soul, a freak
Looking for speed, but chained to the ground,
He never intended to fly, he wanted to race..

Race far where the emotions explode, where the passion lies,
where the road ends..

Fast, precise, pushing to the limit, tyre and asphalt,
But how?

The racer spirit, in a traveler's body,
Dreamer envisioning his hearts desires,
A fast bike, a new concept, a hybrid

A machine born for those who, like him, dreamed of reaching far, flying low..
Because maybe there's more like us,
For those who taking off is not an option, it's an impulse..

Puig Pista,

Puig
Hi-Tech Parts

THE BODY-KIT

Unlike the latest design projects like the Diablo and DiabloX, the aim for this Pista is to develop a Body Kit for products that can be sold, mounted and used for the R1300GS on the street or track with only a few adjustments.



PUIG R1300GS PISTA

BLACK BMW R1300GS
WITH PISTA BODY KIT




WHITE BMW R1300GS
WITH PISTA BODY KIT

This Body kit would include all the Puig manufactured products. It would not include the carbon wheels, brakes, and exhaust custom made specially for the Pista

THE CONCEPTS

The ultimate motorbike,
a beast on the track,
agile, fast, aerodynamic,
fun but safe,

a products Kit you can install on your bike,
Puig Kit PISTA, for R1300GS



RACING SPIRIT

AGILITY

PRECISION

AERODYNAMIC

PERFORMANCE

THE AESTHETICS



PUIG'S FIRST LOGO

The aesthetic and colors we envisioned for this project were important aspects of it,

On our 60th anniversary, we wanted to celebrate the past, to dedicate it to the ones that came before us, the fast, and the visionary who made the motorsport history until today. We imagined the PISTA as an homage to old school racing motorbikes, the two colors, the clean graphic design, the simple division of the bike in two parts:

Yellow, like the first logo of our company, Puig Plastic.

Grey in reference to the colors of BMW's models, like the R60/2, from 1966, close to when our company was born.

The clean lines, the shape of the windscreen, with the upper curve and the sides that make a reference to the old fairings... old becomes new, again.

Also the colors of the logo we designed for this 60th anniversary gave away the colors that would paint the PISTA.



1966 BMW R60/2



THE PRODUCTS
OF THE PUIG KIT

PISTA



**SPORT WINDSCREEN AND
HEADLIGHT COVER**

LEVER GUARD-BACK MIRRORS

FRONTAL SPOILERS

SIDE DEFLECTORS

**FRONT
MUDGUARD**


BRAKE COOLER

ARROW EXHAUST

THE PRODUCTS
OF THE PUIG KIT



PISTA







THE PRODUCTS
OF THE PUIG KIT

PISTA



THE PROJECT

FRONT FENDER & BRAKE COOLER

Starting at the front, we equipped the Puig R1300GS Pista with a **front fender-Brake cooler** that channels the air inside it, also covering part of the rim to limit the turbulences created for the spinning wheel while creating the airflow to the braking system.


This channel is always open on the lower end, so anything heavier than air that could be sucked in, would fall through the opening and wouldn't continue to the calipers.

The braking pads can **maintain the optimal temperature for a solid and consistent braking performance and lever feeling** as the track riding can be very critical and demanding on the brakes.

We upgraded the tyres with **DIABLO PIRELLI** tyres and **ROTOBOX Carbon wheels**, opting for a front 17" wheel, smaller and lighter than the original wheels.

This affects the unsprung mass of the bike, reducing it, so **the bike becomes more agile, easier to drive**, and by the different and smaller diameter of the front rim, changes the geometry of the bike itself that tilts a little bit more to the front.

The latest upgrade are the **GALFER wave Ø 320 Brake disks 6mm thick**, another performance enhancer to ensure the braking feeling and effectiveness is the best and to **maximize its performance** and safety.





PISTA

THE PRODUCTS
OF THE PUIG KIT

THE PROJECT

WINDSCREEN

A new **racing windscreen** was also designed, following the Vintage-Racing aesthetics, with a round upper edge and opaque sides, that make a reference to the old fairings with a “U” shape around the helmet of the rider.

The screen, together with the headlight cover, creates a channel that makes the air flow and accelerate beneath the screen, **creating an airflow that clears the turbulence** we observed was present on the oem screen, either on the lower or higher positions.

Its lifting mechanism allows the perfect regulation of the screen so we could design a smaller windscreen that could **reduce the overall drag force of the bike and improve its CX.**

FRONTAL SPOILERS

On the sides, we discover two frontal spoilers, two wing-like surfaces tilted forward in order **to create downforce** on the front axle of the bike, which will result in a lot of riding benefits we'll now explain.

It also has two channels that flow on the inner part of the spoilers, together with the **longer, more inclined frontal surface of the bike** adds to this downforce effect.

The wind flows over the wing pressing downwards, and under the wing the air accelerates creating a lack of pressure beneath it that is what we call **downforce**. This results in **improving the bikes stability at top speed**, acting against the uncomfortable shimie of the handlebar and it also has an aerodynamic **antiwheelie effect**, which is better than the electronic aid, that consists in cutting the engine's power in order to bring the front wheel back down.

Another benefit of the frontal axle downforce can be felt on hard brakings, **improving the stability of the bike when the suspension is compressed**, resulting in a better entering to the corner and more confidence of the rider on the wheel, all resulting on an **improved riding performance and safety**.



THE PRODUCTS OF THE PUIG KIT

PISTA

THE PROJECT

BELLY PAN AND LOWER SPOILER

On the lower part of the motorbike, **a new belly pan, compact yet aerodynamic**, fits perfectly the R1300 engine creating a simple volume that allows the air to flow faster around it.

The lower spoiler channels and accelerates the air flowing beneath the bike. This creates downforce directly to the frame of the bike, close to the rear axle of the bike without affecting the rear suspension. It compensates the front deflectors creating an **optimized aero balance** on the bike





TANK COVER

Another ergonomic and stylish part is the new tank cover, an ABS cover part that **modifies the riders position**, allowing the rider to have a **better grip with the legs, being able to move the bike better**. The hard cover of a soft part of the bike (the original configuration and material of this part is like the seat) it also allows the riders to paint, vinyl or modify the color of the tank completely.



THE PRODUCTS OF THE PUIG KIT

PISTA

THE PROJECT

SIDE DEFLECTORS

On the sides, over the boxer we find a new aerodynamic aid, a three-position Pmma deflector that creates a flow of air that has various functionalities: It can be “open” so the air flows freely directly to the legs of the rider, for example when the air is too hot, it will cool down the rider’s legs and lower torso. It can be on “standard” position, which is like a neutral position for the air to flow similar to how it would without this deflector. Or it can be “Closed” so the air is diverted away from the rider so the hot/cold air doesn’t affect them.



REAR SEAT COWL

And finally the Racing **rear seat cowl**, made in hi tech ABS plastic, a cool new feature for track riders that changes completely the rear end of the motorcycle giving a racer look. It can be painted, covered in vinyl or left as it is, and it is mounted where the passenger seat would go.

Also adding a soft neoprene part, where the rider can lean on.

It follows the lines of the frame, minimalistic yet aggressive while it still holds space to store the basic tools kit or documentation beneath it.



THE PROJECT

DIABLO MIRRORS

On the handlebars we can spot this amazing new product that will be universal for Naked and Sport Motorbikes, the **Lever protector - Back mirrors Diablo:**

Machined from an aluminium block, and anodized in black finish, this flap-like sleek component can act as lever protectors while they allow you to see what is behind you due to the careful design of its rotating axis and movements.

On the PUIG R1300GS PISTA we can spot all this High tech parts:

- Puig 3.0 Levers,
- Mirror hole screw plugs
- Clutch fluid tank aluminium cap,
- Brake liquid tank cover,
- Black R-Fighter footpegs,
- Engine oil Plug Track,
- Swing arm protector

Which are all part of the 2024 Puig Hi-Tech Parts catalog.



RI300GS
PISTA



THE TEAM

in alphabetical order:

DANI CRIADO

MARIONA CUSIDÓ

OCTAVI FORTUNY

ANDREA GARCIA

LAURA GONZÁLEZ

KENNETH LICOA

VANESA LUNA

ADRIÀ MARCO

HENRY DAVID PEDRAZA

IVAN PÉREZ

BERTA PERARNAU

DAVID PUIG

DAVID ROSELLÓ

MIQUEL VALLRIBERA

THE PARTNERS

