

# BMW R12 / R12 NINET '24-

## M O U N T I N G I N S T R U C T I O N S

REF 22134

WINDSHIELD NEW GENERATION TOURING



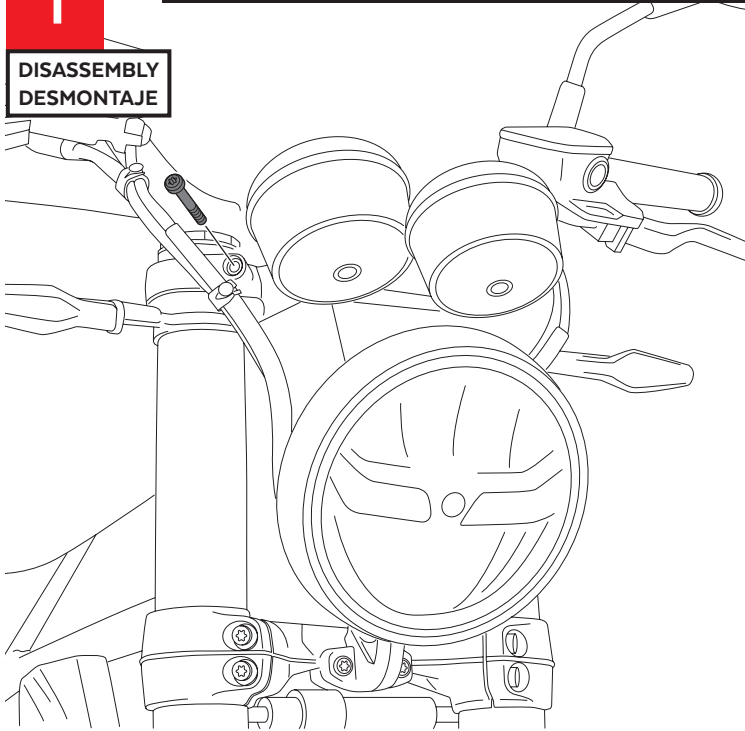
ID	PIEZA/PART	DESCRIPCIÓN	DESCRIPTION	QTY	REF
1		Cúpula Touring	Touring Screen	1	21700F/H/WM3
2		Soporte derecho ( R )	Right support ( R )	1	SOPOR2P2-R22132
3		Soporte izquierdo ( L )	Left support ( L )	1	SOPOR2P2-L22132
4		Tornillo M8x55 DIN912	M8x50 DIN912 Allen screw	2	TORNI-D912--631
5		Casquillo Ø8,5x Ø14x 18	Ø8,5x Ø14x 18 Arrowhead	2	CASQUI-----0139
6		Silentblock M5	M5 silentblock	4	SILENBTM5-046/1
7		Arandela Nylon M5	M5 Nylon washer	4	ARNV00000000245
8		Tornillo Allen M5x16Ø11 ISO 7380	M5x16Ø11 ISO 7380 Allen screw	4	TORNI-I7380-493
9		Tapón tornillo M5 ISO 7380	M5 ISO 7380 screw cap	4	TAPON-----85

# BMW R12/ R12 NINET '24-

INSTRUCCIONES DE MONTAJE - MOUNTING INSTRUCTIONS - MONTAGEANLEITUNG

**1**

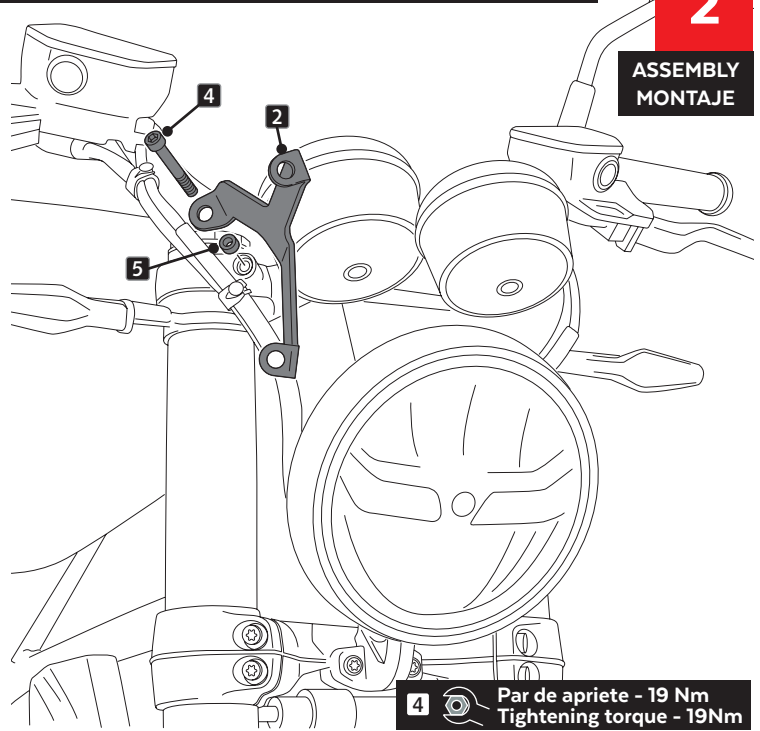
DISASSEMBLY  
DESMONTAJE




Se muestra el montaje del lado derecho a modo de ejemplo, realizar los mismos pasos para el montaje del lado izquierdo.  
The right side assembly is shown as an example, so the same steps can be performed for the left side assembly.

**2**


ASSEMBLY  
MONTAJE



**4**  Par de apriete - 19 Nm  
Tightening torque - 19Nm

**3**

ASSEMBLY  
MONTAJE



**4**

ASSEMBLY  
MONTAJE

