

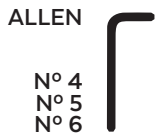
HONDA

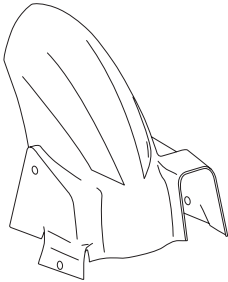
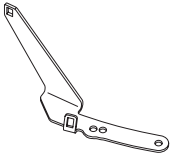







CRF1100L AFRICA TWIN '20- / ADVENTURE SPORTS '20- / XL750 TRANSALP

M O U N T I N G I N S T R U C T I O N S

REF 22260

REAR FENDERS



ID	PIEZA/PART	DESCRIPCIÓN	DESCRIPTION	QTY	REF
1		Guardabarros	Rear fender	1	22260J/CM3
2		Soporte derecho	Right Support	1	SOPOR1P7--22260
3		Tornillo Allen M6x20 Ø14 ISO7380	M6x20 Ø14 ISO7380 Allen screw	3	TORNI-I7380-404
4		Casquillo con valona Ø15x Ø9 x7,5	Ø15x Ø9 x7,5 bush with flange	4	SILENBGONE--064
5		Silentblock Ø18x Ø9 xØ11 x7,5	Ø18x Ø9 xØ11 x7,5 silentblock	4	CASQUI-1A---324
6		Tuerca enjaulada de aluminio M6 (se suministra montada)	Lock nut M6 (supplied assembled)	2	TUERCAJFM6--716
7		Tapón tornillo M6 ISO 7380	M6 ISO 7380 screw cap	4	TAPON-----86
8		Casquillo Ø13x Ø8,5 x12mm	Ø13x Ø8,5 x12mm Arrowhead	1	CASQUI-M----769
9		Tornillo Allen M6x30 Ø14 ISO7380	M6x30 Ø14 ISO7380 Allen screw	1	TORNI-I7380-626

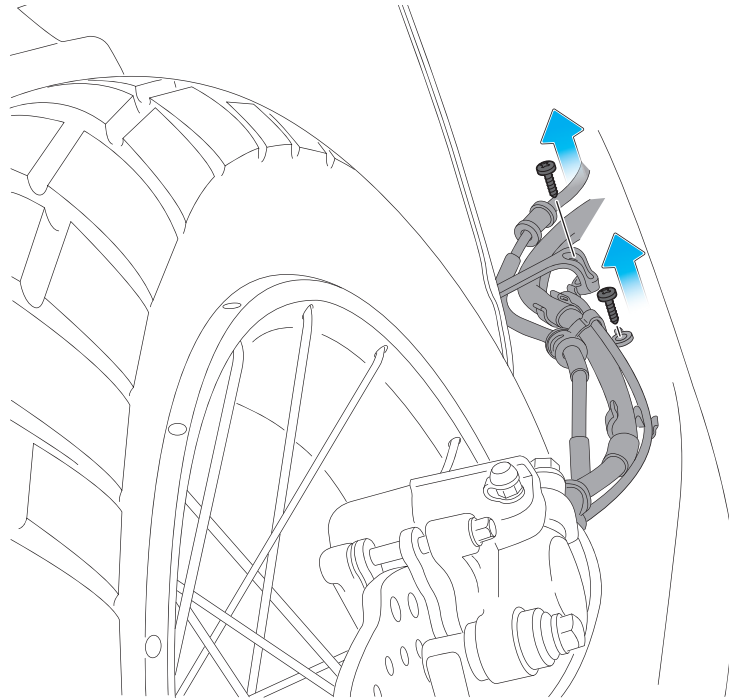
HONDA

CRF1100L AFRICA TWIN '20- / ADVENTURE SPORTS '20- / XL750 TRANSALP

INSTRUCCIONES DE MONTAJE - MOUNTING INSTRUCTIONS - MONTAGEANLEITUNG

1

DISASSEMBLY
DESMONTAJE

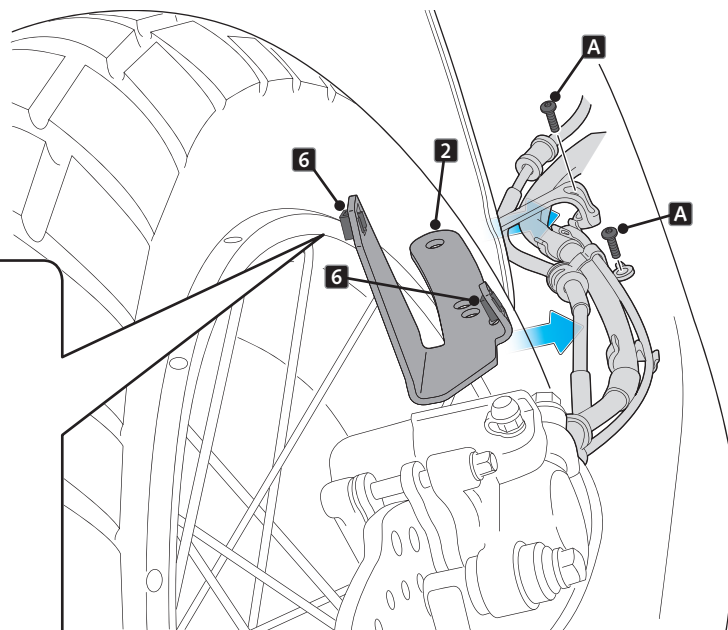
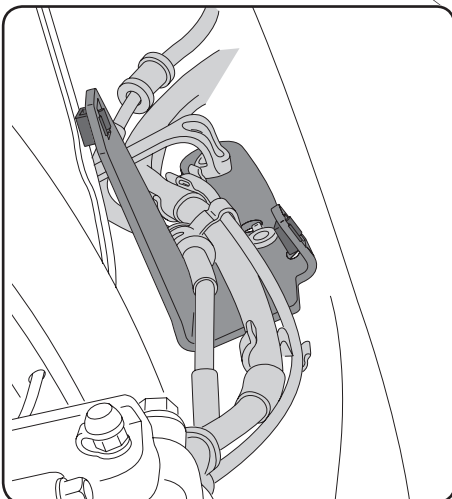


LADO DERECHO
RIGHT SIDE

⚠ ES NECESARIO DESMONTAR EL TUBO DE ESCAPE.
REQUIRED TO REMOVE EXHAUST PIPE.

2

ASSEMBLY
MONTAJE



LADO DERECHO
RIGHT SIDE

A PIEZA ORIGINAL
ORIGINAL PART

HONDA

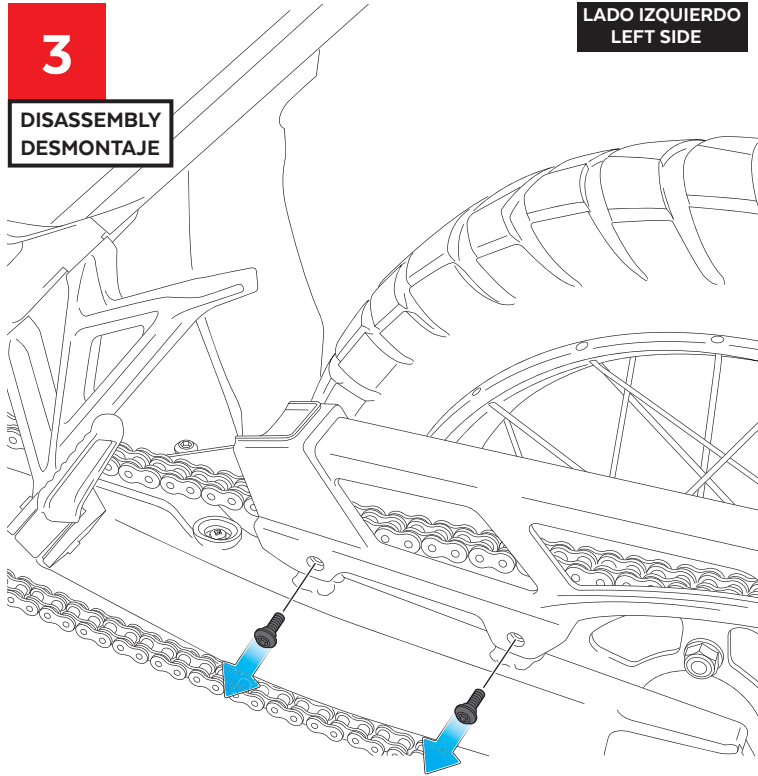
CRF1100L AFRICA TWIN '20- / ADVENTURE SPORTS '20- / XL750 TRANSALP

INSTRUCCIONES DE MONTAJE - MOUNTING INSTRUCTIONS - MONTAGEANLEITUNG

3

DISASSEMBLY
DESMONTAJE

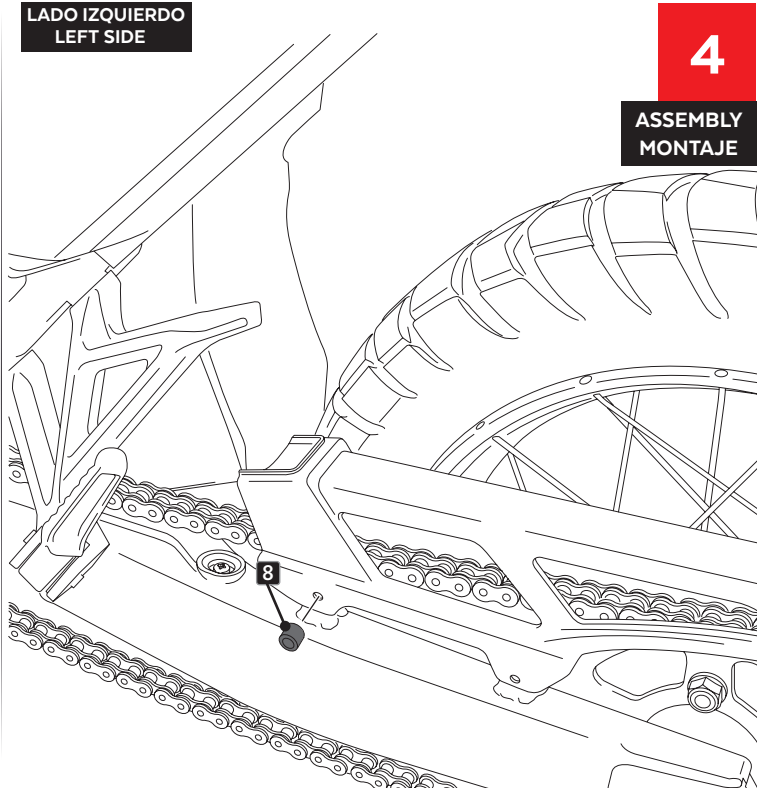
LADO IZQUIERDO
LEFT SIDE



LADO IZQUIERDO
LEFT SIDE

4

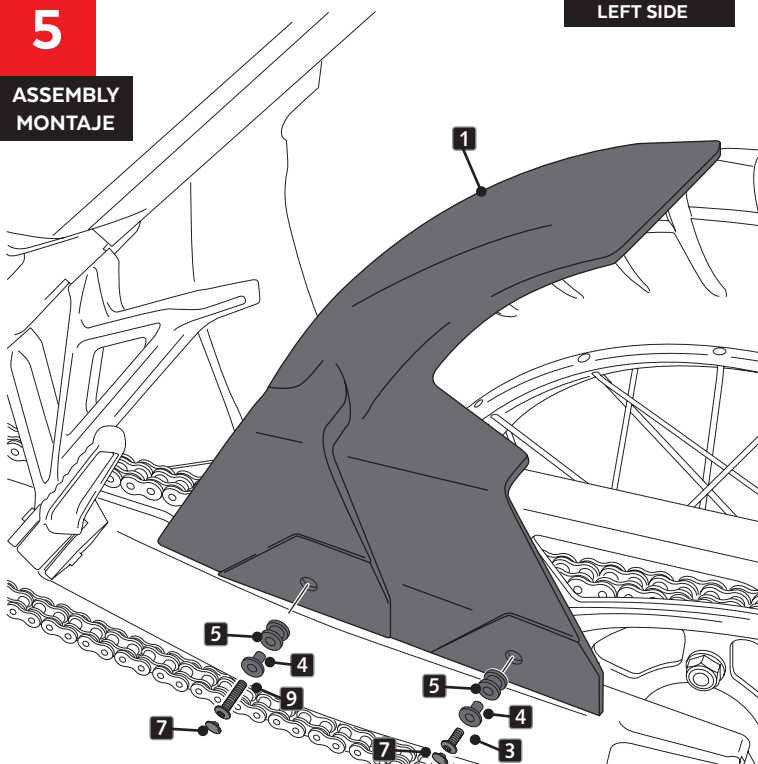
ASSEMBLY
MONTAJE



5

ASSEMBLY
MONTAJE

LADO IZQUIERDO
LEFT SIDE



LADO DERECHO
RIGHT SIDE

6

ASSEMBLY
MONTAJE

