

YAMAHA MT09 '17-

REF 9955

**MECANISMO AUTO-AJUSTABLE DE INCLINACIÓN Y ELEVACIÓN
SELF-ADJUSTING INCLINATION AND ELEVATION SYSTEM**



1 Person



15 min



EASY



ALLEN
Nº3
Nº4
Nº5

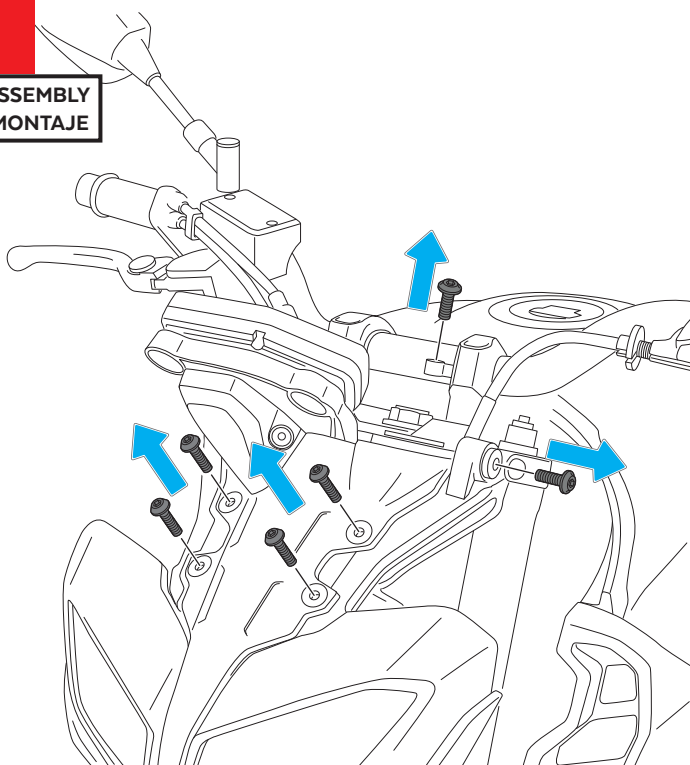
ID	PIEZA/PART	DESCRIPCIÓN	DESCRIPTION	QTY	REF
1		Mecanismo	Mechanism	1	9955
2		Deflector izquierdo	Left deflector	1	9955HM3
3		Deflector derecho	Right deflector	1	9955HM3
4		Arandela de nylon M5	M5 nylon washer	4	ARNV0000000245
5		Tapón tornillo M5 ISO 7380	M5 ISO 7380 screw cap	4	TAPON-----85
6		Tornillo Allen M5x11 Ø11 ISO7380	M5x11 Ø11 ISO7380 Allen screw	4	TORNI-AI----520
7		Arandela de goma Ø4,5 x Ø11 x 2mm	Ø4,5 x Ø11 x 2mm rubber washer	4	ARAND-EPDM--722

YAMAHA MT09 '17-

INSTRUCCIONES DE MONTAJE - MOUNTING INSTRUCTIONS - MONTAGEANLEITUNG

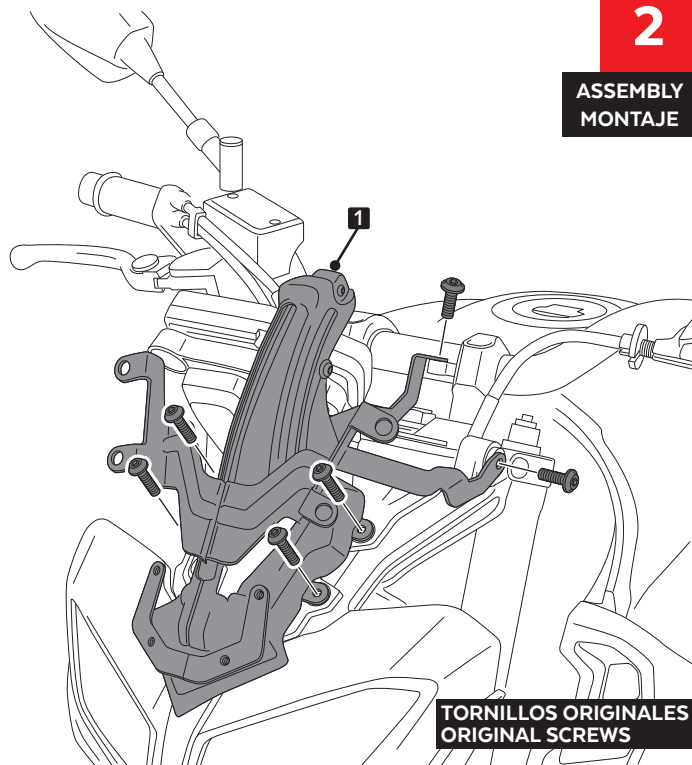
1

DISASSEMBLY
DESMONTAJE



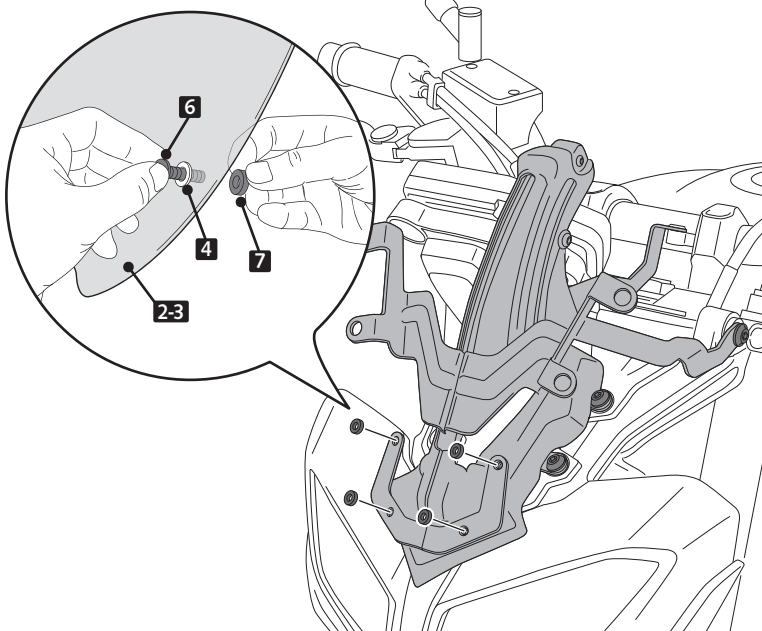
2

ASSEMBLY
MONTAJE



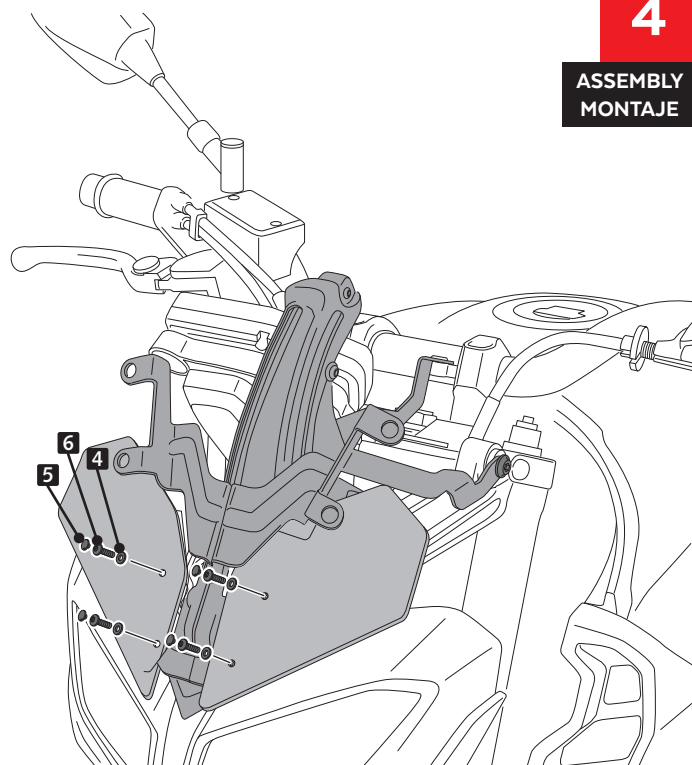
3

ASSEMBLY
MONTAJE

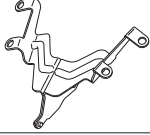
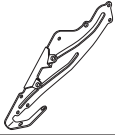
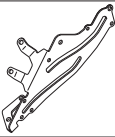

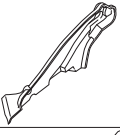
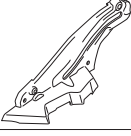

















4

ASSEMBLY
MONTAJE



YAMAHA MT09 '17-

ID	PIEZA/PART	DESCRIPCIÓN	DESCRIPTION	QTY	REF
1		Soporte central	Central support	1	SOPOR-5P-6-9955
2		Soporte izquierdo	Left support	1	SOPOR-5P-6-9955
3		Soporte derecho	Right support	1	SOPOR-5P-6-9955
4		Soporte refuerzo	Reinforcement support	1	SOPOR-5P-6-9955
5		Tapa derecha	Right cover	1	9955JM3
6		Tapa izquierda	Left cover	1	9955JM3
7		Placas de fricción	Friction plates	2	PLACA-FRICCION-
8		Casquillo separador	Spacer	5	CASQUI-----833
9		Tornillo Allen M5x16 Ø11 ISO7380	M5x16 Ø11 ISO7380 Allen screw	5	TORNI-I7380-493
10		Tornillo Allen M5x25 Ø11 ISO 7380	M5x25 Ø11 ISO 7380 Allen screw	1	TORNI-I7380-766
11		Tapón tornillo M5 ISO 7380	M5 ISO 7380 screw cap	2	TAPON-----85
12		Silentblock Ø12 x Ø6 x 9	Ø12 x Ø6 x 9 silentblock	2	AROPASACABLES-1
13		Casquillo con valona Ø12 x Ø6,8 x 7,3	Ø12 x Ø6,8 x 7,3 bush with flange	2	CASQUI-1A---750
14		Arandela de goma Ø3,5 x Ø11 x 2	Ø3,5 x Ø11 x 2 Rubber washer	5	ARAND-----816
15		Tornillo M4x8 ISO7380	M4x8 ISO7380 screw	5	TORNI-I7380-757
16		Arandela nylon M4x0,5	M4x0,5 nylon washer	5	ARNV00000000311
17		Palanca excéntrica	Cam lever	1	EXCENTRICAM6-QR
18		Casquillo palanca	Spacer cam lever	1	CASQUI-----831
19		Arandela metálica M6 DIN9021 Ø18xØ6,5x1,6	M6 DIN9021 Ø18xØ6,5x1,6 metal washer	1	ARANDPD9021-037
20		Arandela metálica M8 DIN125 Ø16xØ8,5 x1,6	M8 DIN125 Ø16xØ8,5 x1,6 metal washer	1	ARANDPD125A-018
21		Tuerca M6 autoblocante	M6 lock nut	1	TUERCA-D982-745