

SUZUKI GSX-8S '23-

M O U N T I N G I N S T R U C T I O N S

REF 21783

DOWNFORCE NAKED SIDE SPOILER



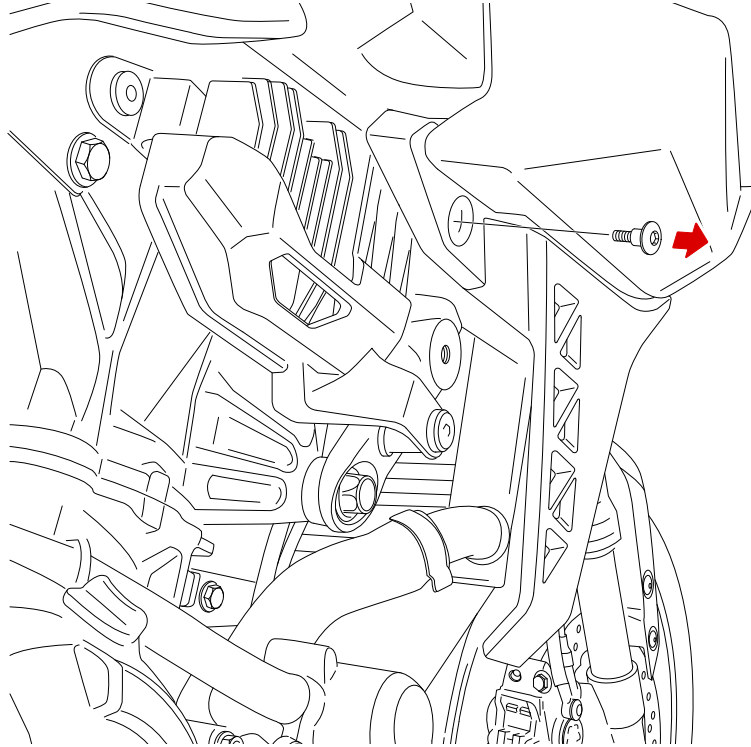
ID.	PIEZA/PART	DESCRIPCIÓN	DESCRIPTION	QTY.	REF.:
1		Alerón frontal naked Izquierdo	Left naked side spoiler	1	21783J/CM3
2		Alerón frontal naked Derecho	Right naked side spoiler	1	21783J/CM3
3		Soporte Superior Izquierdo	Left upper support	1	SOP4P5-SL-21783
4		Soporte Inferior Izquierdo	Left lower support	1	SOP4P5-IL-21783
5		Soporte Superior Derecho	Right upper support	1	SOP4P5-SR-21783
6		Soporte Inferior Derecho	Right lower support	1	SOP4P5-IR-21783
7		Arandela metálica M5 DIN 9021 Ø5,3x Ø15 x1,2 (Negra)	M5 DIN 9021 Ø5,3x Ø15 x1,2 metallic washer (Black)	2	ARAND-PD5---152
8		Tornillo especial M5x15 hexagonal, long. 14 (Rosca int M5x12)	M5x15 hexagonal special screw, lenght 14 (Int. thread M5x12)	2	TORNI-EM5---513
9		Tornillo M8x15 ISO7380 negro	M8x15 ISO7380 screw	2	TORNI-I7380-497
10		Tornillo allen M5x12 Ø11 ISO 7380	M5x12 Ø11 ISO 7380 allen screw	2	TORNI-AI---520
11		Arandela de goma Ø4,5 x Ø11 x 2mm	Ø4,5 x Ø11 x 2mm rubber washer	6	ARAND-EPDM--722
12		Tornillo M5x12 DIN7991	M5x12 DIN7991 screw	6	TORNI-D7991-611
13		Tapón tornillo M5 DIN7991	M5 DIN7991 screw cap	6	TAPON-----92

SUZUKI GSX-8S '23-

INSTRUCCIONES DE MONTAJE - MOUNTING INSTRUCTIONS - MONTAGEANLEITUNG

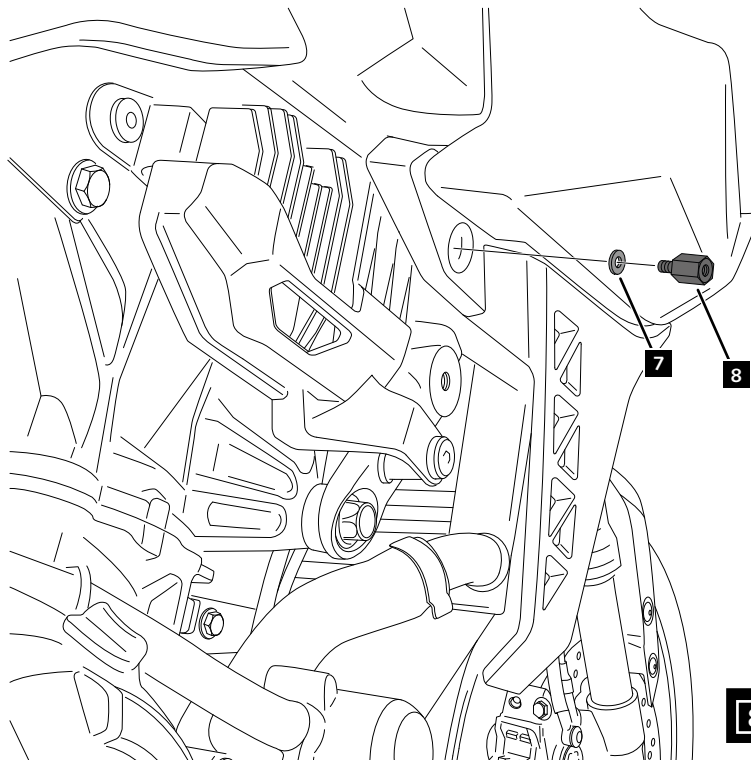
1


DISASSEMBLY
DESMONTAJE



2

ASSEMBLY
MONTAJE



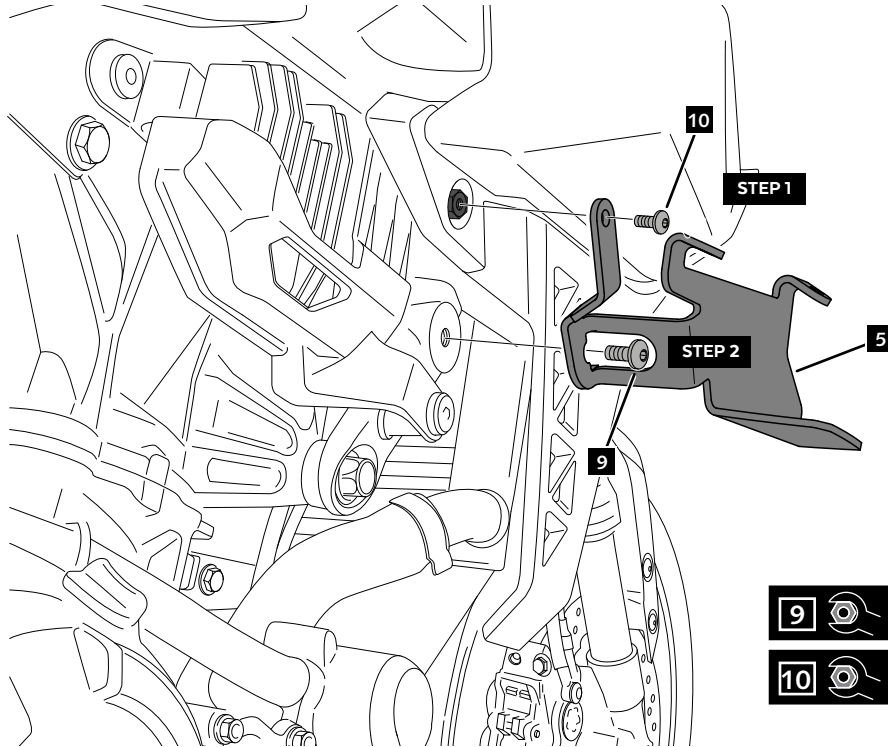
8  Par de apriete - 4 Nm
Tightening torque - 4 Nm

SUZUKI GSX-8S '23-

INSTRUCCIONES DE MONTAJE - MOUNTING INSTRUCTIONS - MONTAGEANLEITUNG

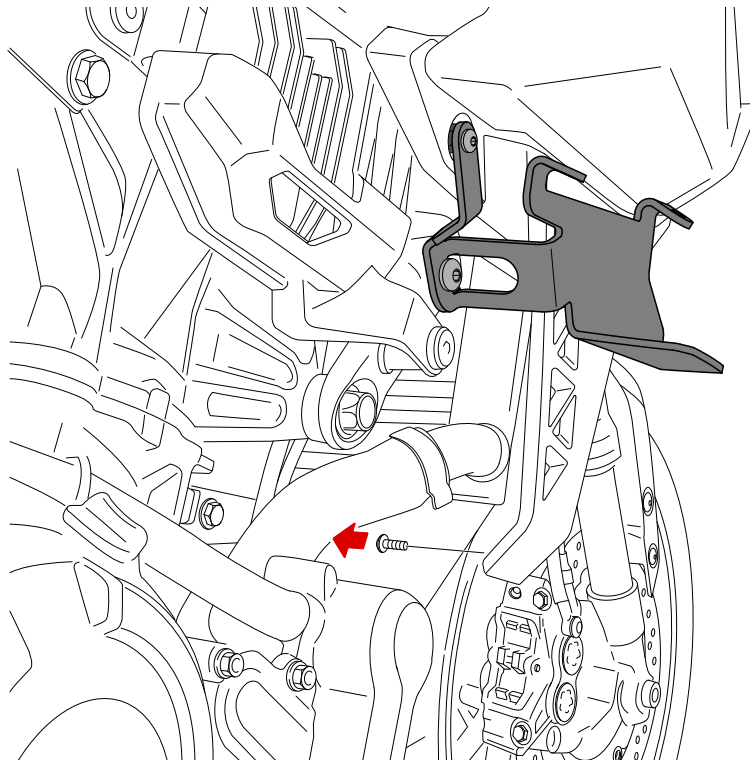
3

ASSEMBLY
MONTAJE



4

DISASSEMBLY
DESMONTAJE

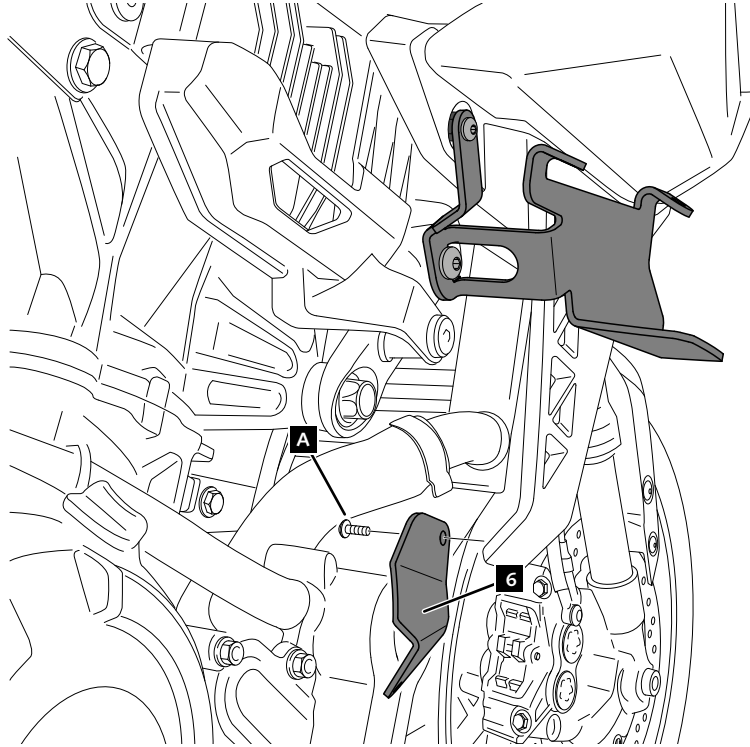


SUZUKI GSX-8S '23-

INSTRUCCIONES DE MONTAJE - MOUNTING INSTRUCTIONS - MONTAGEANLEITUNG

5

ASSEMBLY
MONTAJE

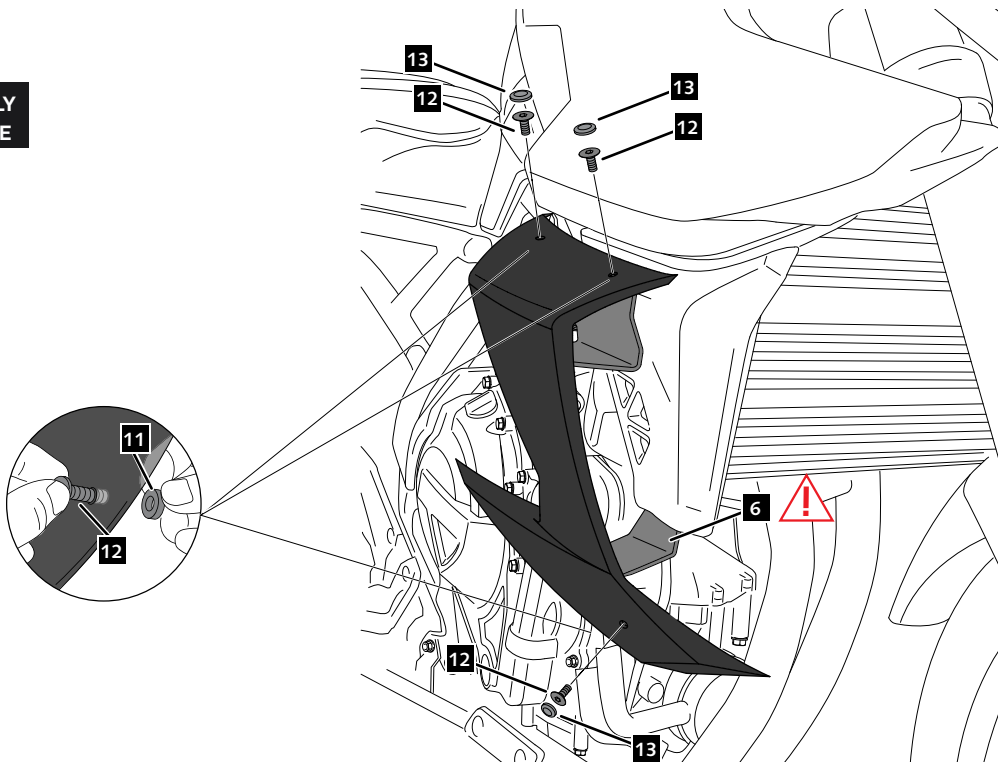


A Tornillería original
Original screws

A No apretar
Do not tighten

6

ASSEMBLY
MONTAJE



12 Par de apriete - 3 Nm
Tightening torque - 3 Nm

6 Si es necesario, ajustar la posición
del soporte ID6, y apretar tornillo A.
A If it is necessary, adjust the position
of the ID6 support, and tighten A screw.

A Par de apriete - 2 Nm
Tightening torque - 2 Nm